



**TAPOVAN INTERNATIONAL SCHOOL**  
**YEARLY SYLLABUS 2024-2025**

**Subject: English**

**Class: I**

Sr. No.	Month	No. of Working Days	No. & Name of the Chapter / Lesson	Content / Sub Topics	Activities
1	April+May	21+3=24	<b>Grammar and Writing –</b> 1.The alphabet 2.Naming words – Names of Things 3.Names of Animals and Birds 4.Names of Persons 5.Names of Places Handwriting Book Reading and writing of common sight words. <b>Unit:1</b> <b>Chapter 1</b> ➤ <b>My Family and Me</b> ➤ <b>Two Little Hand</b>	<ul style="list-style-type: none"> <li>❖ To recite the poem with actions and appropriate modulation.</li> <li>❖ To name the different body parts and speaks about them.</li> <li>❖ To learn and read sight words their use in a sentence.</li> <li>❖ Converse in pairs.</li> <li>❖ To read the given word and the given sentence.</li> <li>❖ Follows instructions (eg: step by step way of washing hands)</li> <li>❖ Attempts to write the letters a-f within four lines both in capital and small case.</li> <li>❖ Understands and practices basic habits of hygiene.</li> <li>❖ Learns and signs alphabet songs.</li> <li>❖ Identifies initial sounds of given words.</li> <li>❖ Identifies and speaks names of fingers.</li> <li>❖ Identifies rhyming words in a poem.</li> <li>❖ Pronounces the sounds of a, b, c, d, e, f</li> <li>❖ Performs actions corresponding with the given words</li> <li>❖ To learn cursive writing.</li> <li>❖ To read, spell and use the common sight words correctly in speaking and writing.</li> <li>❖ Students will name the different places, persons, animals, birds.</li> </ul>	Talking about self Oral language and development Free hand drawing ❖ <b>Task- Dictation</b> ❖ Recite the poem. ❖ Dictation test of common sight words. ❖ Test of fill the gaps and complete the words. ❖ Sight words that start and end with 'sh' ❖ A list of rhyming words ❖ Invite students to point to each body part as they are mentioned through rhyme. ❖ Introduce a simple song based on "Two Little Hands". <b>Grammar –</b> Solve the textbook exercise. Worksheet of nouns.

2.	June	20	<p><b>Chapter 2</b></p> <ul style="list-style-type: none"> <li>➤ <b>Greetings</b></li> <li>➤ <b>Hop a little</b></li> <li>➤ <b>Picture Talk 1</b></li> <li>➤ <b>Let us play Hopscotch</b></li> </ul> <p><b>Grammar and Writing –</b>          6.Let us Revise Naming Words          7.Special Names          8.One and More than One          9.He or She (Gender)</p>	<ul style="list-style-type: none"> <li>❖ Exhibits greeting manner.</li> <li>❖ Writes letters g-p.</li> <li>❖ Use magic words appropriately.</li> <li>❖ Learns action words in progressive form with corresponding actions.</li> <li>❖ Speaks about the given picture.</li> <li>❖ Answers questions based on the picture.</li> <li>❖ Matches pictures with corresponding actions.</li> <li>❖ Plays and learns while playing (numbers and action words)</li> <li>❖ Answers 'yes' or 'no' questions.</li> <li>❖ Completes puzzles based on pictorial clues.</li> <li>❖ Completes the word by filling the appropriate middle sound</li> <li>❖ Identifies, speaks the names of objects corresponding with the initial sound.</li> <li>❖ Writes letters q-z</li> </ul> <ul style="list-style-type: none"> <li>❖ To know what is a noun and identify it in the sentence. To name a person, place, animal, or thing.</li> <li>❖ To know the difference between common and proper noun and use them correctly in the sentence.</li> <li>❖ Students will revise the use of nouns or naming words and special names.</li> <li>❖ To learn the singular and plural as one and many.</li> <li>❖ To identify the gender of the persons and animals.</li> </ul>	<p><b>Task- Speaking and Role-Playing Activity</b></p> <ul style="list-style-type: none"> <li>❖ Reading of lesson to check intonation, pronunciation, confidence of the students.</li> <li>❖ Practice work of writing: Rearrange the words and make sentences.</li> <li>❖ Sight words that start and end with 'ch'</li> <li>❖ Introducing the start of the day with "NAMASTE" and explain its use.</li> <li>❖ Conducting a mini dialogue activity to where students will greet each other.</li> <li>❖ Introduce a simple song about greetings for different times of a day.</li> <li>❖ Demonstrating actions for each greeting.</li> <li>❖ Divide the students into small groups, assign each group a specific time of the day.</li> <li>❖ Sings the rhyme aloud in tune with actions.</li> <li>❖ Observe the picture and encourage the children to speak few sentences in the picture given.</li> </ul> <p><b>Grammar-solving the exercises given in the textbook.</b></p>
----	------	----	--	--	---

3.	July	23	<p><b>* My family</b> <b>*The sparrow family</b></p> <p><b>Unit:2 Life Around Us</b> <b>Chapter-1</b></p> <ul style="list-style-type: none"> <li>➤ <b>Picture Talk 2</b></li> <li>➤ <b>Fun with numbers</b></li> </ul> <p><b>Grammarand Writing –</b> 10.Describing words 11.Describing Animals 12.Describing Your Loved Ones 13. Let Us Revise Describing Words Making Sentences</p> <p><b>Revision PT-1</b></p>	<ul style="list-style-type: none"> <li>❖ Sings song like “My Family” thereby pronouncing and learning new sounds and words.</li> <li>❖ Speaks the names of family members in English and the regional language.</li> <li>❖ Speaks and identifies types of families.</li> <li>❖ Reads with guidance and individually.</li> <li>❖ Reads and use sight words.</li> <li>❖ Speaks names of different birds and identifies them in groups of pictures/words.</li> <li>❖ Draw the picture of his/ her family including the things in the immediate environment and tells the class about his/her drawing.</li> <li>❖ Learns to work in group in making collage, wall displays and puppets.</li> <li>❖ Learns to express good things about a person/family.</li> <li>❖ Learns words with ‘f’ and ‘m’ sounds</li> <li>❖ Identifies, speaks and writes the names of objects used to keep place and self-clean.</li> <li>❖ Learns sound u-z and words beginning with these sounds.</li> <li>❖ Sings alphabets song.</li> <li>❖ Speaks about the animals given in the picture.</li> <li>❖ Answers questions with the cues from the picture.</li> <li>❖ Sings numbers rhymes and learns new action words.</li> <li>❖ Explores ways to learn new number rhymes- from parents or others.</li> <li>❖ To use the describing word in the sentence which words can be used for which noun.</li> <li>❖ Students will make sentences on the given words.</li> </ul>	<p><b>Task- Reading</b></p> <ul style="list-style-type: none"> <li>❖ Talking about Family.</li> <li>❖ Sight words - ‘ad’ family</li> <li>❖ Reinforce the names of family members.</li> <li>❖ Explain them the various types of families e.g. joint family and nuclear family.</li> <li>❖ Sharing good things about the family and instill the fact that we should love our family.</li> </ul> <p><b>Grammar-</b> Writing descriptive sentences related to the thing presented before them. Solving textbook exercise.</p>
----	------	----	---	--	---

4.	August	18	<p><b>Chapter-1</b>  ➤ <b>Five little monkeys</b>  <b>Chapter -2</b>  ➤ <b>The Cap-seller and Monkeys</b>  ➤ <b>*Butterflies</b>  <b>Reading: catch me if u can</b></p> <p><b>Grammar and Writing –</b>  14. Doing Words  15. More Doing Words  16. Sounds Animals Make  17. Doing Words and Naming Words  18.Am, Is, Are  29. Comprehension</p>	<ul style="list-style-type: none"> <li>❖ Recites new rhymes in the class.</li> <li>❖ Reads and uses sight words “each, is &amp; and” effectively in sentences.</li> <li>❖ Students will understand the use of action words</li> <li>❖ Students will understand the sounds of different animals.</li> <li>❖ Students will understand the use of Am, Is, Are.</li> <li>❖ Students will read the given passage and will solve comprehensive based exercises.</li> <li>❖ Reads the story with guidance and individually.</li> <li>❖ Answers the questions based on the story.</li> <li>❖ Narrates similar stories using picture cards.</li> <li>❖ Forms sentence using ‘this’ appropriately.</li> <li>❖ Identifies and speaks the first sounds of the given words.</li> <li>❖ Sequence stories logically, then attempts to speak them in order</li> <li>❖ Writes the names of objects /animals.</li> <li>❖ Sings the song with action with guidance and individually.</li> <li>❖ Learn words opposite in meaning through rhymes.</li> <li>❖ Comprehends pictures and answers questions.</li> <li>❖ Uses phrases with ‘on’ and ‘in’.</li> <li>❖ Learns to split words into appropriate syllables with clap and colours.</li> <li>❖ Narrates story with puppets/masks of cats and mouse.</li> <li>❖ Make words with given letters and write them.</li> <li>❖ Understands meanings of simple action words and uses them.</li> <li>❖ Involves in group activity in creating a picture story and presents the same.</li> </ul>	<p><b>Task- Listening</b></p> <ul style="list-style-type: none"> <li>❖ Listen, draw and color.</li> <li>❖ 2.Sight words -‘ar’ family</li> <li>❖ 3.Animals and their sound</li> <li>❖ 4. Practice work of writing: Make meaningful sentences.</li> </ul> <p><b>Task-Reading</b>  <b>Grammar-</b> Solve the textbook exercises and worksheet.</p>
----	--------	----	--	---	---

5.	September	21	<p><b>Chapter-3</b>  * <b>A Farm</b>  * <b>Animals and Birds</b></p> <p><b>Grammar</b>  19. Am, Is, Are+ing  20. Let us Revise Doing Words  <b>Writing –</b>  Complete the sentences.  Comprehension</p> <p><b>Revision for half yearly</b></p>	<ul style="list-style-type: none"> <li>❖ Recites the poem “My dear Grandpa....”and knows the names of sounds of farm animals.</li> <li>❖ Speaks the same in regional language.</li> <li>❖ Uses drawing and colouring skills to create a picture of a farm.</li> <li>❖ Attempts to write the names of farm animals in notebook.</li> <li>❖ Reads the story aloud.</li> <li>❖ Attempts to speak the new words and use in sentences.</li> <li>❖ Learns to observe the immediate environment listing birds and animals found/seen around them.</li> <li>❖ Describes the birds and animals-how they appear and what they do.</li> <li>❖ Tells the class where he/she has seen the birds, insects and animals in the garden</li> <li>❖ Classifies animals as wild and domestic based on their natural homes.</li> <li>❖ Pair work-conversation, presentation to the class.</li> <li>❖ Uses basic preposition like in, on between and behind through pictures and writes them.</li> </ul> <ul style="list-style-type: none"> <li>❖ Students will know the use of Am, Is, Are+ing.</li> <li>❖ Students will read the given passage and will solve comprehensive based exercises</li> </ul>	<p><b>Task-Reading</b></p> <ul style="list-style-type: none"> <li>❖ Sight words with ‘ow’, ‘ou’</li> <li>❖ Antonyms</li> <li>❖ Talking about the work done by family members</li> <li>❖ Students will read the given passage and will solve comprehensive based exercises.</li> <li>❖ Solve the worksheet.</li> </ul> <p><b>Grammar-</b> Solve the textbook exercises and worksheet.</p>
----	-----------	----	---	---	--

6.	October	18	<b>Unit-3 Food Chapter-1</b> <b>* Fun with Pictures</b>            <b>Grammar and Writing –</b> 21. Has , Have Revision Time-1 22. This and These, That and Those Comprehension	<ul style="list-style-type: none"> <li>❖ Sings and enjoys the rhyme “Five yellow mangoes” with proper pronunciation and action.</li> <li>❖ Reads aloud the names of fruits, vegetables and flowers by seeing the flashcards.</li> <li>❖ Answers simple questions based on the pictures.</li> <li>❖ Draw the pictures of different fruits and vegetables.</li> <li>❖ Tells about the favourite fruit.</li> <li>❖ Identifies the green vegetable.</li> <li>❖ Classifies the fruits and vegetables on the basis of colour and shape.</li> <li>❖ Speaks about the vegetable, fruit, flower they like</li> <li>.</li> <li>❖ Students will understand the use of Has , Have This and These, That and Those</li> <li>❖ Students will read the given passage and will solve comprehensive based exercises.</li> </ul>	<b>Task- Speaking</b> <ul style="list-style-type: none"> <li>❖ Recite the poem.</li> <li>❖ Dictation test of sight words with ‘ir’</li> <li>❖ Synonyms</li> </ul> <b>Task-Reading</b> <b>Grammar-</b> Solve the textbook exercises and worksheet.
7.	November	14	<b>Unit-3 Food Chapter-1</b> <b>* Fun with Pictures</b> <b>*Fruits for all</b>            <b>Grammar and Writing –</b> 23. I, You, She , He, It 24. We, You, They 30. Creative Writing  <b>Revision PT-2</b>	<ul style="list-style-type: none"> <li>❖ Writes a describing word for another given word.</li> <li>❖ Reads and comprehend the part of text and makes meaning.</li> <li>❖ Uses ‘these’, “they are”, “yes”, “no”, as per the context.</li> <li>❖ Extends the poem “Fruits for all” other fruits too.</li> <li>❖ Reads and spells the sight words in the lesson correctly.</li> <li>❖ Students will understand the use of I, You, She , He, It ,We, You, The</li> <li>❖ Students will frame their own sentences on the topic given.</li> </ul>	<b>Task- Reading</b> <ul style="list-style-type: none"> <li>❖ Reading of lesson to check intonation, pronunciation, confidence of the students.</li> <li>❖ Practice work of writing: Descriptive sentences.</li> <li>❖ Sight words with ‘tion’</li> <li>❖ Use of prefix</li> </ul> <b>Grammar-</b> Solve the textbook exercises and worksheet. Students will read the topic and frame sentences on it.

8.	December	21	<p><b>*A visit to market</b>  <b>Chapter-2</b>  <b>*The Food we Eat</b>  <b>* Fun with words</b></p> <p><b>Grammar and Writing –</b>  25. Capital Letters and Full Stop  26. A or An  31. Composition  Picture Writing</p>	<ul style="list-style-type: none"> <li>❖ Describes and write about market-few sentences.</li> <li>❖ Converse with friends about the market.</li> <li>❖ Writes the names of picture (related to market) given.</li> <li>❖ Identify the picture of food and speak about it.</li> <li>❖ Speaks about how animals help us.</li> <li>❖ Calls and write the names of any few food items.</li> <li>❖ Finds out the number of syllables (one or two) of the given words.</li> <li>❖ Names the community helpers and write a sentence about them.</li> <li>❖ Uses “this” and “these” appropriately.</li> <li>❖ Students will understand the use of Capital Letters and Full Stop.</li> <li>❖ Students will understand the use of Articles- A or An.</li> </ul>	<p><b>Task- Speaking</b></p> <ul style="list-style-type: none"> <li>❖ Talking about Market, Nature and Natural things and Food we eat.</li> <li>❖ Sight words with ‘cian’</li> <li>❖ Use of suffix</li> <li>❖ Practice work of writing: Picture writing.</li> <li>❖ Students will read the given passage and will solve comprehensive based exercises.</li> </ul> <p><b>Grammar-</b> Solve the textbook exercises and worksheet.  Students will read the topic and frame sentences on it.</p>
----	----------	----	--	---	---

9.	January	14	<b>Unit-4</b> <b>Seasons</b> <b>Chapter-1</b> <b>*The Four Seasons</b> <b>*Anandi's Rainbow</b>	<ul style="list-style-type: none"> <li>❖ Sings and enjoy the rhyme "The Four Seasons"</li> <li>❖ Calls the words related to the given picture of seasons.</li> <li>❖ Describe the given picture of different seasons.</li> <li>❖ Reads the story cards.</li> <li>❖ Reads and write the words related to given picture of season.</li> <li>❖ Identifies and matches the clothes for a given season.</li> <li>❖ Describes and writes about a picture of season in few sentences.</li> <li>❖ Speaks about their dream in few sentences.</li> <li>❖ To know about rainbow and it's colors.</li> <li>❖ Speaks about The Rainbow, Sunrise, and Sunset etc in few sentences.</li> <li>❖ Introduce himself/ herself to his/ her friend.</li> <li>❖ Reads and comprehend the passage from the story Anandi's Rainbow.</li> <li>❖ Writes about Rainbow.</li> <li>❖ Writes about themselves.</li>   <li>❖ Students will understand the use of Preposition and Conjunction.</li> </ul>	<b>Task- Writing</b> <ul style="list-style-type: none"> <li>❖ Listen, draw and color.</li> <li>❖ Sight words with 'sion'</li> <li>❖ Make pair words.</li> <li>❖ Practice work of writing: Picture writing.</li> <li>❖ Students will read the given passage and will solve comprehensive based exercises.</li> </ul> <b>Grammar-</b> Solve the textbook exercises and worksheet.
10.	February		<b>Revision Yearly Exam</b>		

**Teacher's name- Lata Patel**





**TAPOVAN INTERNATIONAL SCHOOL**  
**YEARLY SYLLABUS 2024-2025**

**SUBJECT : Hindi**

**Class : I**

Sr. No.	Month	No. of Working Days	No. & Name of the Chapter / Lesson	Content / Sub Topics	Activities
1	April	21	वर्णमाला - स्वर	स्वरों की पहचान व उच्चारण करना सीखेंगे। स्वरों की निशानी को समझना। चित्रों के माध्यम से स्वरों की पहचान और निशानी सिखाना।	स्वर की मात्रा को ध्यान में रखकर चित्र बनाना और मिलान करेंगे।
			व्यंजन	चार्ट और पूर्व ज्ञान को सहायता से व्यंजन, वर्णमाला की पहचान व उसका उच्चारण करना सीखेंगे और याद करेंगे।	शब्दों का उनके चित्रों के साथ मिलान करना और चित्रों के नाम का पहला वर्ण लिखकर नया शब्द बनाइए।
			शब्द रचना - दो व तीन अक्षर वाले शब्द  चार अक्षर वाले शब्द	<ul style="list-style-type: none"><li>➤ पढ़ने-लिखने की शुरुआत के लिए बच्चों के जीवन से जुड़ी बातों को आधार बनाकर दो व तीन अक्षरों के जोड़कर शब्द बनाकर उच्चारण करेंगे तथा पढ़ना-लिखना सीखेंगे।</li><li>➤ बिना मात्रा वाले चार वर्णों को जोड़कर शब्द पढ़ना तथा लिखना सीखेंगे। साथ-साथ सोचने, समझने में सहायता मिले।</li></ul>	नए शब्द बनाइए और वर्ग-पहेली से नाम ढूँढ़िए।
			बिना मात्रा वाले शब्द और वाक्य बनाना पदक्रम	वर्ण को सही क्रम में रखकर वाक्य एवं शब्द बनाना सीखने का प्रयास करेंगे।	गृहकार्य (अभ्यास)
2.	May	3	सुलेखन और श्रुतलेखन पुनरावर्तन वर्णमाला	<ul style="list-style-type: none"><li>➤ शब्दों को सुनकर शुद्ध लिखने का अभ्यास करेंगे तथा भाषा कौशलता का विकास करें।</li><li>➤ शुद्ध वर्णमाला संबंधी घूमावों की जानकारी</li></ul>	सुनकर वर्ण के उच्चारण को समझ कर लिखना।  प्रपत्र अभ्यास कार्य करना।

				<p>प्राप्त करने के बाद सुलेखन करेंगे और अपनी क्षतियों को दूर करें।</p> <p>➤ पुनरावर्तन द्वार सिखाए गए पाठ का ज्ञान परख करेंगे।</p>	
3.	June	20	<p>आ, इ, ई, उ और ऊ की मात्रा</p> <p>पदक्रम</p>	<p>➤ मात्रा की पहचान करेंगे तथा अक्षरों के साथ जोड़कर उनका उच्चारण करना एवं पढ़ना सीखेंगे।</p> <p>➤ दिए गए शब्दों को सही क्रम में लिखकर सही शब्द बनाना।</p>	<p>नए शब्द बनाइए और बच्चों की समझ बढ़ाने वाली रुचिकर गतिविधियां करना।</p>
			<p>➤ चंदा मामा दूर के (खेल गीत)</p> <p>➤ दादा-दादी (आनंमयी गीत)</p>	<p>➤ चित्र को देखकर कहानी बनाएंगे और कक्षा में सुनाएंगे। (अभिनय गीत और खेल गीत)</p> <p>➤ कविता के माध्यम से परिवार के सदस्यों के नामों के साथ कार्य की पहचान कराना।</p>	<p>अभिनय करना।</p>
4.	July	23	<p>ऋ, ए, ऐ, ओ, और औ की मात्रा</p>	<p>➤ मात्रा की पहचान करेंगे तथा अक्षरों के साथ जोड़कर उनका उच्चारण करना एवं पढ़ना सीखेंगे।</p> <p>➤ अक्षरों और मात्रा को मिलाकर कविता पठन करना तथा नए शब्दों से अवगत कराना।</p>	<p>चित्र को उनके नामों से मिलाएंगे।</p>
			<p>मुर्गा बेला कुकड़-कूँ कबरी-झबरी बकरी हवा</p>	<p>कविता में आए शब्दों के उच्चारण करेंगे और मात्रा की पहचान करेंगे। नए शब्दों को जाने। परिवार के सदस्यों को पहचाने तथा जीव-जगत को जानेंगे।</p>	<p>कविता से पक्षियों के नाम ढूँढ़कर लिखेंगे।</p>
5.	August	19	<p>अं (अनुस्वार)) अँ (चंद्रबिंदु) अः (विसर्ग))</p>	<p>अनुस्वार, चंद्रबिंदु तथा विसर्ग का महत्व समझाना और सही स्थान पर मात्रा लगाकर शब्द पूर्ण करना</p>	<p>जोड़कर शब्द बनाना।</p>
			<p>रंगों के नाम आकर के नाम फलों के नाम अंगों के नाम</p>	<p>जीवन जगत में उपयोगी शब्दों को जाने और अपने व्यावहारिक जीवन में उसका उपयोग करेंगे।</p>	<p>भिन्न प्रकार के आकर को बनाकर उसमें रंग भरे। फलों के चित्र बनाकर सही रंग भरना और समझना।</p>

			व्याकरण - विराम-चिह्न	विराम-चिह्न की परिभाषा समझाकर उनका वाक्यों में कब, कहाँ, कैसे उपयोग किया जाता है बताना व लिखाना।	वाक्यों में विराम-चिह्न का प्रयोग।
6.	September	21	पठन-अपठित गद्यांश	अपठित गद्यांश पर आधारित प्रश्नों तथा उत्तरों के अभ्यास से पढ़ने-लिखने और समझने की शक्ति का विकास करना।	गद्यांश पर आधारित प्रश्नोत्तर हल करना।
			झूलम-झूली	हमारा खान-पान और माटी-पानी धरती का महत्व समझाना।	कहानी दिखाना।
			चित्र वर्णन	चित्र से संबंधित अपने विचारों को लिखकर प्रकट कराना।	चित्र देकर उससे संबंधित वर्णन करवाना।
			पुनरावर्तन	अभ्यास पुस्तिका द्वारा अभ्यास करवाना।	
7.	October	18	व्याकरण -विलोम शब्द	परिभाषा व उदाहरणों के द्वारा विलोम शब्दों का अभ्यास कराना।	शब्द देकर विलोम शब्द लिखाना।
			मेला रानी भी भुट्टे फूल रोटी	विशेष रूप से त्योहार का महत्व समझना। परिवार का महत्व और सभ्यों का महत्त्व समझाना। हमारा खान-पान का महत्व जानें।	खान पान के नाम की यादी बनाना। दो बहनें य दो भाई की बातें सुनाना।
8.	November	14	दिनों के महिनो के नाम रीना का दिन वाह, मेरे घोड़े बरखा और मेघा	गणित विषय के साथ जोड़कर दिनों के महिनो के महत्त्व समझाना। समय का महत्त्व समझाना ।	दिनों के महिनो के चार्ट बनाना। अपने दिनचर्या के बारे में बताना।
			व्याकरण - संज्ञा	परिभाषा व भेदों की जानकारी देना।	चित्र में से संज्ञा शब्द पहचानकर लिखेंगे।
9	December	21	व्याकरण- अनुच्छेद लेखन	मेरा परिचय, मेरी माँ, मोर, पतंग, सूरज आदि विषय पर अपनी भाषा को व्यक्त करना सीख।	लेखित कला का विकास करे कुछ नए विषय पर खुद लिखना सिख।

			गिनती (१ से २०) जन्मदिवस पर पेड़ लगाओ कितनी प्यारी है वे दुनिया	पर्याविण महत्त्व और जागृति विषय पर सिखाना । गणित और अन्य कार्य के लिए गिनती का महत्त्व सिखाना।	पर्याविण विषय पर चार्ट बनाना महत्त्व समझाना।
10	January	17	आलू की सड़क होली चाँद का बच्चा	त्योहार का महत्त्व और उसका आनंद जानने। प्राणी जगत के विषय पर जानने।	अभ्यास कार्य और चित्र वर्णन करवाना।
			चित्र वर्णन -तीन हाथी	चित्र वर्णन से संबंधित बातों की जानकारी देकर उसका वर्णन लिखवाना।	गद्यांश पर आधारित प्रश्नोत्तर हल करना।
			पठन-अपठित गद्यांश	अपठित गद्यांश पर आधारित प्रश्न तथा उत्तर के अभ्यास से पढ़ने-लिखने और समझने की शक्ति का विकास करना।	
11	February	20	पुनरावर्तन कार्य	अभ्यास पुस्तिका द्वारा पुनरावर्तन।	पुनरावर्तन कार्य





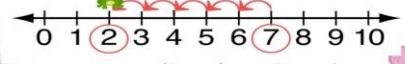
**Name of the Teacher :** Sejalben Gajjar










































































































































































































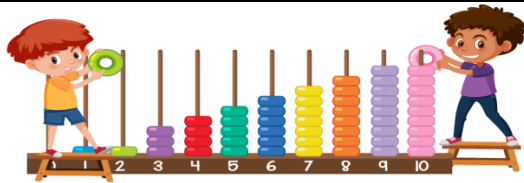
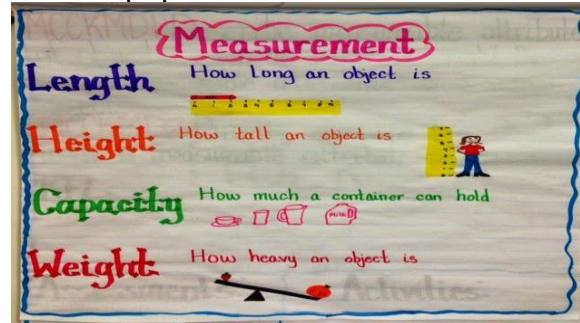

**TAPOVAN INTERNATIONAL SCHOOL**  
**YEARLY SYLLABUS 2024-25**

**SUBJECT: MATHEMATICS**

**CLASS: I**

Sr. No.	Month	No. of Working Days	No. & Name of the Chapter / Lesson	Content / Sub Topics	Activities
1	April  &  May	21+3=24	<u>1. Numbers up to 9</u>          <u>2. Addition up to 9</u>	<ul style="list-style-type: none"> <li>❖ Number and Number Name</li> <li>❖ Numbers in Sequence</li> <li>❖ Comparison of Numbers</li> <li>❖ Zero</li> <li>❖ The Symbol for Addition</li> <li>❖ Vertical Addition</li> <li>❖ Addition Facts</li> <li>❖ Adding Three Numbers</li> </ul>	<p>Compare the number as bigger and smaller.</p> <p style="text-align: center;"><b><u>Comparing numbers</u></b></p> <div style="display: flex; justify-content: space-around; align-items: center;"> <div style="text-align: center;">               Greater than  <math>6 &gt; 3</math> </div> <div style="text-align: center;">               Less than  <math>2 &lt; 5</math> </div> <div style="text-align: center;">               Equal to  <math>4 = 4</math> </div> </div> <p>Addition on number line. (Using number line do the addition as per the given numbers.)</p>
2.	June	20	<u>3. Subtraction up to 9</u>          <u>4. Numbers up to 20</u>	<ul style="list-style-type: none"> <li>❖ The Symbol for Subtraction</li> <li>❖ Vertical Subtraction</li> <li>❖ Subtraction Facts</li> <li>❖ Tens and Ones</li> <li>❖ Comparison of Numbers</li> <li>❖ Ascending and Descending Order</li> </ul> <div style="text-align: center; margin-top: 10px;"> <p>MAKING TWO-DIGIT NUMBERS WITH TENS AND ONES</p>  </div>	<p>Subtraction on number line (Using number line do the subtraction as per the given numbers).</p> <div style="text-align: center; margin-top: 10px;"> <p><b>Subtraction using number line</b></p> <p><math>7 - 5 = 2</math></p>  </div> <p>Count the bundle of ten, and loose ones and learn two digit number.</p> <p>Arrange numbers in increasing and decreasing order.</p>

3.	July	23	<u>5. Addition and Subtraction up to 20</u>  <u>6. Numbers up to 50</u>  <u>7. Shapes and Patterns</u>  <u>8. Data Handling</u>	<ul style="list-style-type: none"><li>❖ Addition Using Number Strip</li><li>❖ Vertical Addition</li><li>❖ Subtraction Using Number Strip</li><li>❖ Vertical Subtraction</li><li>❖ Tens and Ones</li><li>❖ Comparison of Numbers</li><li>❖ Ascending and Descending Order</li><li>❖ Plane Shapes</li><li>❖ Solid Shapes</li><li>❖ Rolling and Sliding</li><li>❖ Patterns</li></ul> <p>Look at all the different fruits given below</p> <table><tr><td></td><td></td><td></td><td></td><td></td><td></td><td></td></tr><tr><td></td><td></td><td></td><td></td><td></td><td></td><td></td></tr><tr><td></td><td></td><td></td><td></td><td></td><td></td><td></td></tr><tr><td></td><td></td><td></td><td></td><td></td><td></td><td></td></tr></table> <p>Count and write the number of fruits below:</p> <table><tr><td></td><td>=</td><td></td><td>=</td><td></td><td>=</td><td></td><td>=</td></tr><tr><td></td><td>=</td><td></td><td>=</td><td></td><td>=</td><td></td><td>=</td></tr></table>																														=		=		=		=		=		=		=		=	<p>Make a addition or subtraction chart.</p>  <p>Arrange numbers in increasing and decreasing order. Show numbers on an abacus as tens and ones. Tell numbers looking at tens and ones blocks.</p> <p>Trace, cut and paste the shapes in notebook.</p> <p>Make patterns using rose, marig oldand champa petals.</p> <p><b>SPRING FLOWER PATTERN</b></p> <p>Look at the patterns below. Cut out the images at the bottom. Paste the image that comes next in each pattern.</p> <table><tr><td></td><td></td><td></td><td></td><td></td><td></td><td></td></tr><tr><td></td><td></td><td></td><td></td><td></td><td></td><td></td></tr><tr><td></td><td></td><td></td><td></td><td></td><td></td><td></td></tr><tr><td></td><td></td><td></td><td></td><td></td><td></td><td></td></tr><tr><td></td><td></td><td></td><td></td><td></td><td></td><td></td></tr></table>																																			
																																																																																				
																																																																																				
																																																																																				
																																																																																				
	=		=		=		=																																																																													
	=		=		=		=																																																																													
																																																																																				
																																																																																				
																																																																																				
																																																																																				
																																																																																				
5.	September	21	Revision																																																																																	
6.	October & November	18+14= 32	<u>9. Numbers up to 100</u>  <u>10 Addition and Subtraction up to 99</u>	<ul style="list-style-type: none"><li>❖ Comparison of Numbers</li><li>❖ Ascending and Descending orders</li><li>❖ More About Addition</li><li>❖ More About Subtraction</li></ul>	Show numbers on an abacus as tens and ones. Tell numbers looking at tens and ones blocks.																																																																															

					
7.	December	21	<p><b><u>11. Measurement</u></b></p> <p><b><u>12. Time</u></b></p>	<ul style="list-style-type: none"> <li>❖ Measuring Length</li> <li>❖ Measuring of Mass (Weight)</li> <li>❖ Measuring of Capacity</li> <li>❖ Day - Night</li> <li>❖ Duration of an Activity</li> <li>❖ Days of the week</li> </ul>	<p>Write the vocabs of measurement chapter on a A4 size paper.</p>  <p>Make paper plate clock and tell the time.</p>
8.	January	14	<b><u>13. Money</u></b>	<ul style="list-style-type: none"> <li>❖ Notes and Coins</li> <li>❖ Counting Money</li> </ul>	<p>Make a chart of dummy notes.</p> 
9.	February	20	<b>Revision</b>		




**Name of the Teacher:** Sunita Kanwar





**TAPOVAN INTERNATIONAL SCHOOL**  
**YEARLY SYLLABUS 2024-25**


**SUBJECT: SCIENCE**


**Class:I**

Sr. No.	Month	No. of Working Days	No. & Name of the Chapter / Lesson	Content / SubTopics	Activities
1.	April / May	21+3	Ch-1. Living and Non-Living things	<ul style="list-style-type: none"> <li>Living and non-living things.</li> <li>Natural and man-made things.</li> </ul>	<b>Activity</b> <ul style="list-style-type: none"> <li>Draw pictures of living and non-living things on a chart</li> </ul> <b>Science LabExperiments</b> Scientific pranks for April Fool's *Sugar embarrassment *Drink eruption
			Ch-2. Our surroundings	<ul style="list-style-type: none"> <li>Our Surroundings.</li> <li>Clean and green surroundings.</li> </ul>	 
2.	June	20	Ch-5. Human Body	<ul style="list-style-type: none"> <li>Parts of our body.</li> <li>Our sense organs.</li> <li>Growing up.</li> </ul>	<b>Activity</b> Students will observe various kinds of objects around them and ask to use their senses to classify them according to touch, smell, sound, sight. <b>Science LabExperiments</b> Super cool lava 
			Ch-8 Food for healthy Body	<ul style="list-style-type: none"> <li>Food from plants and animals.</li> <li>Food in a day.</li> <li>Good food habits.</li> </ul>	
3.	July	23 (PT-1) 29/07/24 To 03/08/24	Ch-9. Keeping Healthy and Fit	<ul style="list-style-type: none"> <li>Keeping clean and fit.</li> <li>Good manners</li> </ul>	<b>Activity</b> <ul style="list-style-type: none"> <li>Prepare a chart of healthy and unhealthy food.</li> </ul>



4.	August	19	Ch-3. Plant World  Ch-6. Food from plants	<ul style="list-style-type: none"> <li>Types of plants, parts of a plant, where plants come from.</li> <li>Food from plants.</li> <li>Other foods from plants.</li> </ul>	<b>Activity</b> <ul style="list-style-type: none"> <li>Students will prepare a greeting card using fallen leaves.</li> </ul> <b>Science LabExperiments</b> Sink and Float (using lemon) <b>Activity</b> <ul style="list-style-type: none"> <li>Students will draw a parts of plant in the notebook</li> </ul>
5.	September (Half-yearly.) Exam 21/09/24 To 30/09/24	21	Ch-11. Keeping Safe	<ul style="list-style-type: none"> <li>Keeping safe at home, at school, on the road, on the playground, in a swimming pool.</li> </ul>	<b>Activity</b> <ul style="list-style-type: none"> <li>Draw five safety signs you see on the road</li> </ul>
6.	October	18	Ch-4 Animal world	<ul style="list-style-type: none"> <li>Types of animals, where animals live.</li> </ul>	<b>Activity</b> <ul style="list-style-type: none"> <li>Students will paste pictures of animals and write their names</li> </ul> <b>Science LabExperiments</b> Home made black fired snake 
			Ch-7 Food and Homes of Animals	<ul style="list-style-type: none"> <li>Food of animals, homes of animals.</li> </ul>	
7.	November	14	Ch-12. Air	<ul style="list-style-type: none"> <li>Air takes up space.</li> <li>Air has weight.</li> <li>Uses of air.</li> </ul>	<b>Science LabExperiments:</b> How plants breathe 
	December (PT2) 02/12/24	21	Ch- 10. Housing and clothing	<ul style="list-style-type: none"> <li>Need of clothes</li> <li>Different types of clothes.</li> <li>Houses and rooms in house.</li> </ul>	<b>Activity</b> <ul style="list-style-type: none"> <li>Prepare a chart of different types of clothes.</li> </ul>

8.	To 07/12/24				<b>Science LabExperiments</b>	
			<b>Ch-13. Water</b>	<ul style="list-style-type: none"><li>• Sources of water</li><li>• Storage of water</li><li>• Uses of water and clean water.</li></ul>	Water fountain	

9.	January	17	<b>Ch-14. Weather and Seasons</b>	<ul style="list-style-type: none"><li>• Weathers</li><li>• Seasons</li></ul>	<b>Science LabExperiments</b>	A refraction rainbow	
			<b>Ch-15. The Sun, Moon and Stars</b>	<ul style="list-style-type: none"><li>• The Sun</li><li>• The Moon</li><li>• The Stars</li></ul>	<b>Activity</b>	<ul style="list-style-type: none"><li>• Students will draw a picture of earth, moon and sun.</li></ul>	

10.	February	20	Revision.			
-----	----------	----	-----------	--	--	--

11.	March	09	Final Examination (2025)			
-----	-------	----	--------------------------	--	--	--

Name of the Teacher:Ms. Shraddha Modi



**TAPOVAN INTERNATIONAL SCHOOL**  
**YEARLY SYLLABUS 2024-25**

**SUBJECT: COMPUTER**

**Class: I**

<b>Sr.No</b>	<b>Month</b>	<b>Working Days</b>	<b>No. &amp; Name of the Chapter</b>	<b>Content / Sub Topics</b>	<b>Activities</b>
1	April	24	1. Computer- An electronic machine	<ul style="list-style-type: none"><li>• Computer system (parts of computer)</li><li>• How does a computer work?</li><li>• Places where you see computer</li></ul>	Show them pictures of computer system.  Made them to identify the parts.
2	May	3	1. Computer- An electronic machine	How to switch on and shut down a computer properly	Take them to the lab, show the different parts of computer, and make them to identify them.
3	June	22	2. Computer – A machine	<ul style="list-style-type: none"><li>• What is machine?</li><li>• Different type of machines?</li><li>• Computer – a smart machine</li></ul>	Video on the topic will be played in lab.
4	July	25	3. Uses of Computer	<ul style="list-style-type: none"><li>• What can we do on a computer?</li><li>• Different places where computers are used.</li></ul>	Brain developer ( pg. no 22) will be done in Text book.

5	August	23	4. Parts of Computer	<ul style="list-style-type: none"> <li>• Parts of computer</li> <li>• What is keyboard, CPU, mouse, monitor and printer.</li> </ul>	To open WordPad type sentence use of enter key, spacebar key.
6	September	19	5. The keyboard	<ul style="list-style-type: none"> <li>• Types of keys.</li> <li>• Number keys.</li> <li>• Alphabet keys.</li> <li>• Special keys.</li> </ul>	<ul style="list-style-type: none"> <li>• Use of caps lock, spacebar, enter and backspace key.</li> <li>• Use of arrow keys.</li> </ul>
7	October	22	6. Using A Mouse	<ul style="list-style-type: none"> <li>• What is mouse?</li> <li>• What is computer mouse?</li> <li>• How to hold mouse?</li> <li>• Use of mouse and buttons.</li> </ul>	Use of mouse to select and deselect different programs in computer.
8	November	12	7. Data and Memory	<ul style="list-style-type: none"> <li>• What is data?</li> <li>• What is memory?</li> </ul>	Use of calculator in computer.
9	December	24	8. Storage in Computer	<ul style="list-style-type: none"> <li>• What is storage?</li> <li>• What are type of storage in house? Storage in computer</li> </ul>	Make a family chart in word pad save and reopen it using mouse and keyboard.

<b>10</b>	<b>January</b>	<b>20</b>	<b>Lab - Practical</b>	<p>How to open paint?</p> <p>Using different tools in paint.</p> <p>Learn how to keep fingers of computer keyboard.</p>
<b>11</b>	<b>February</b>	<b>24</b>	Revision for Final exam	

Name of the Teacher: Ms.Sneha Dolly



**TAPOVAN INTERNATIONAL SCHOOL**  
**YEARLY SYLLABUS 2024-25**

**SUBJECT: GUJARATI**

**Class: I**

Sr.No	Month	No.of Working Days	No. & Name of the Chapter / Lesson	Content / Sub Topics	Activities
1	April	24	હાથીભાઈ તો જડા (બાળગીત) વ્યંજન -ક, ખ, ગ, ઘ, ચ	કવિતાગાન અક્ષરજ્ઞાન	બાળકો કવિતાગાનકર. બાળકો અક્ષરજ્ઞાન મેળવે.
2	May	04	અંક 1 થી 10	1 થી 10 અંક બોલવા	બાળકો ગુજરાતી અંક બોલે.
3	June	23	વ્યંજન- છ, જ, ઝ, ટ, ઠ ફળોના નામ	અક્ષરજ્ઞાન ફળોની ઓળખ	બાળકો અક્ષરજ્ઞાન મેળવે બાળકો ફળોના નામ બોલે.
4	July	26	એક બિલાડી જાડી... (બાળગીત) વ્યંજન-ડ, ઢ, ડા, ત, થ	કવિતાગાન અક્ષરજ્ઞાન	બાળકો કવિતાગાનકર. બાળકો અક્ષરજ્ઞાન મેળવે.
5	August	22	વ્યંજન- દ, ધ, ન, પ, ફ શરીરના અંગોના નામ	અક્ષરજ્ઞાન શરીરના અંગોની સમજ	બાળકો અક્ષરજ્ઞાન મેળવે. શરીરના અંગોના નામ બોલવા.

6	September	23	પુનરાવર્તન મેં એક બિલાડી પાળી છે.	કવિતાગાન	બાળકો કવિતાગાન કરે.
7	October	21	ફૂલોના નામ વ્યંજન-બ, ભ, મ, ય, ર	ફૂલોના ઓળખ અક્ષરજ્ઞાન	બાળકો ફૂલોના નામ બોલે. બાળકો અક્ષરજ્ઞાન મેળવે.
8	November	17	રંગોના નામ વ્યંજન-લ, વ, શ, ષ, સ	રંગોની ઓળખ અક્ષરજ્ઞાન	બાળકો રંગોના નામ બોલે. બાળકો અક્ષરજ્ઞાન મેળવે.
9	December	24	પ્રાણી-પક્ષીઓના નામ વ્યંજન-ફ, બ, ક્ષ, જ	પ્રાણી-પક્ષીઓની ઓળખ અક્ષરજ્ઞાન	બાળકો પ્રાણી-પક્ષીઓના નામ બોલે. બાળકો અક્ષરજ્ઞાન મેળવે.
10	January	19	સાતવારના નામ ઋતુઓના નામ	સાતવારની ઓળખ ઋતુઓની ઓળખ	બાળકો સાતવારના નામ અને ઋતુઓના નામ બોલે.
11	February	22	પુનરાવર્તન		

**Name of the Teacher :Mrs. Nilam Patel**