



TAPOVAN INTERNATIONAL SCHOOL
YEARLY SYLLABUS 2024-25

SUBJECT: ENGLISH

Class: III

| Sr. No. | Month | No. of Working Days | No. & Name of the Chapter / Lesson | Content / Subtopics | Activities |
|---------|---------------|---------------------|--|---|--|
| 1 | April and May | 24+4=28 | <u>Grammar and Writing</u> Reading Comprehension 1. Alphabetical Order 2. Sentences 3. Questions 4. Capitals and Full stop 5. Comma <u>LITERATURE: Unit 1</u> Good Morning (Poem) The Magic Garden (Lesson) | <ul style="list-style-type: none"> Students will read and understand the comprehension. They will develop their vocabulary and will write answers independently. Students will be able to arrange the words in alphabetical order. To help the students to make the correct meaningful sentences. The students will be able to frame questions on their own. The students will learn the use of punctuation marks better. The poem will help the child to inculcate some optimistic thoughts that every morning is the dawn of the new day. The main objective of the lesson is to appreciate nature. They will narrate the story in their own words and try to answer the questions in their own words. | <ul style="list-style-type: none"> Students will read the passage and they will solve the textbook exercises themselves. Practice work on textbook exercises. Recitation of the poem. Oral questions and reinforce the lesson. |

| | | | | | |
|---|------|----|---|---|--|
| | | | <p><u>WRITING</u> Picture Composition</p> | <ul style="list-style-type: none"> Students will be able to describe the picture in their own words. | <p>Task- Writing</p> <p>To draw pictures of 'day' & night' and ask the children to write two words each from each picture. OR Write a paragraph on 'Your favourite thing in nature' OR Draw an imaginary garden with morning scenery and write 5 sentences about it.</p> <ul style="list-style-type: none"> Help students to practice descriptive writing. |
| 2 | June | 23 | <p><u>Grammar and Writing</u> Reading Comprehension</p> <p>6. Nouns 7. Nouns: Common and Proper 8. Nouns: Singular and Plural 9. Gender: Male and Female</p> | <ul style="list-style-type: none"> Students will read and understand the comprehension. They will develop their vocabulary and will write answers independently. Students will learn to identify nouns and kinds of nouns (common/proper) and use them correctly. They will learn the rules for changing from singular to plural noun, masculine to feminine, and identify the gender. (Masculine, Feminine, Common, Neuter) | <ul style="list-style-type: none"> Students will read the passage and answer the questions independently. Solve the worksheet on the identification of different kinds of nouns. |

| | | | | | |
|---|------|----|---|--|--|
| | | | <p><u>LITERATURE: Unit 2</u> Bird Talk (Poem)</p> <p>Nina and the Baby Sparrow (Lesson)</p> <p><u>WRITING</u> Picture Description</p> | <ul style="list-style-type: none"> • The main objective of the poem is to understand the students that not only human beings but also birds can even talk to each other. • The lesson's main objective is that the students will get closer to natural things. They will learn to read independently and narrate the story in their own words as well as answer questions without help. • Students will be able to describe the picture in their own words. | <ul style="list-style-type: none"> • Recitation of the poem. • Students will read the story, they will paste a picture related to the lesson in their notebook and describe it in their own words. <p>Task- Integrate with science Bird nest.</p> |
| 3 | July | 26 | <p><u>Grammar and Writing</u></p> <p>Reading Comprehension</p> <p>Ch. 11 Adjectives</p> <p>Ch. 12 Comparisons</p> | <ul style="list-style-type: none"> • Students will read and understand the comprehension. They will develop their vocabulary and will write answers independently. • Students will learn to identify and use adjectives in sentences to describe nouns. Positive, Comparative, Superlative | <ul style="list-style-type: none"> • Students will read the passage and they will solve the textbook exercises themselves. |

| | | | | | |
|---|--------|----|---|--|--|
| | | | <p>Ch. 13 Pronouns</p> <p><u>LITERATURE: Unit 3</u> Little by Little (Poem)</p> <p>The Enormous Turnip (Lesson)</p> <p><u>WRITING</u> Paragraph Writing</p> <p>REVISION FOR PT-1</p> | <ul style="list-style-type: none"> Students will understand how to use a pronoun in a sentence and which pronoun should be used. Students will learn and recite the poem. The main objective of the lesson is that the students will get closer to the natural things. They will learn to read independently, narrate the story in their own words as well as answer questions without help. Students will learn to organize their ideas in a sequence and write a short paragraph on any given topic. | <ul style="list-style-type: none"> Practice work on paragraph writing. Students have to germinate a seed, list the things & conditions needed for germination/ growth of a plant |
| 4 | August | 22 | <p><u>Grammar and Writing</u></p> <p>Reading Comprehension</p> <p>Ch. 14 Articles Ch. 15 Verbs Ch: 16 Am, Is, Are</p> | <ul style="list-style-type: none"> Students will read and understand the comprehension. They will develop their vocabulary and will write answers independently. Students will learn to apply 'A', 'An' 'The' correctly in sentences. | <ul style="list-style-type: none"> Students will read the passage and they will solve the textbook exercises themselves. Solve the textbook |

| | | | | | |
|--|--|--|---|---|--|
| | | | <p><u>LITERATURE: Unit 4</u> Sea Song (Poem)</p> <p>A Little Fish Story (Lesson)</p> | <ul style="list-style-type: none"> • Students will learn to identify and use verbs • Students will understand how to use helping verbs appropriately in sentences. To help students to understand the role of the helping verb and main verb. • Students will recite the poem with proper pauses and pronunciation. Read the new words with understanding. • The student will read and respond to comprehension questions related to the story. Identifies and reads the sight words. | <p>exercises and give more exercises on verbs, such as helping verbs and main verbs.</p> <ul style="list-style-type: none"> • Providing a worksheet. <ul style="list-style-type: none"> • Students will read the story and will solve comprehensive-based exercises. <ul style="list-style-type: none"> • <u>Topics</u> • My school • My best friend • My Family <p>Task- Speaking</p> <p>The importance of water in our lives</p> <p>OR Students visuals of beaches from calendars/newspapers/periodicals</p> |
|--|--|--|---|---|--|

| | | | | | |
|--|--|--|--|---|---|
| | | | <p><u>LITERATURE: Unit 5</u> The Balloon Man (Poem)</p> <p>The Yellow Butterfly (Lesson)</p> <p><u>WRITING</u> Paragraph Writing</p> | <p>students will learn to appreciate nature. They will learn to read independently, narrate the story in their own words as well as answer questions without help.</p> <ul style="list-style-type: none"> The students will learn to organize their ideas and write a short paragraph on any given topic | <p>collected by the children and speak a few lines based on a picture.</p> <p>Task- Speaking</p> <p>To fill the balloons with different colours, paste them on a sheet of paper, cut and make a bunch, attach strings of different colours, and speak a few sentences about what you did</p> |
|--|--|--|--|---|---|

| | | | | | |
|---|-----------|----|---|---|---|
| 5 | September | 23 | REVISION FOR HALF-YEARLY EXAM | | |
| 6 | October | 21 | <p><u>Grammar and Writing</u></p> <p>Reading Comprehension</p> <p>Ch. 17 Have, Has, Had Ch. 18 Was, Were</p> <p><u>Tenses</u> 1. Present Continuous Tense</p> | <ul style="list-style-type: none"> Students will read and understand the comprehension. They will develop their vocabulary and will write answers independently. Students will understand how to use helping verbs appropriately in sentences. To help students to understand the role of helping verbs and main verbs. Students will learn to identify different kinds of tenses and use them appropriately in sentences. | <ul style="list-style-type: none"> Students will read the story and solve the comprehension-based exercises. Providing a worksheet. |

| | | | | | |
|---|----------|----|---|--|---|
| | | | <p>2. Past Continuous Tense 3. Future Continuous Tense</p> <p><u>LITERATURE: Unit 6</u> Trains (poem)</p> <p>The Story of the Road (lesson)</p> <p><u>WRITING</u> Informal letter writing</p> | <ul style="list-style-type: none"> • The students will listen, enjoy, and recite the poem with proper voice modulation, and rhythm. • The main objective of the lesson is that the students will learn to appreciate nature. They will learn to read independently, narrate the story in their own words as well as answer questions without help. • Format of informal letter. | <ul style="list-style-type: none"> • The students will speak about different modes of transportation. • Students will paste or draw pictures of means of transport on A4 size paper. • Practice work on writing an informal letter. <p>Task- Speaking</p> |
| 7 | November | 17 | <p><u>Grammar and Writing</u> Ch.20 Adverbs</p> <p><u>LITERATURE: Unit 7</u> Puppy and I</p> | <ul style="list-style-type: none"> • Students will learn to identify and use adverbs correctly in sentences. | <p>Art Integration Model of a postbox, letterbox, pictures, postage materials</p> <p>Role Play</p> |

| | | | | | |
|---|----------|----|---|--|--|
| | | | (Poem) Little Tiger, Big Tiger (Lesson) <u>Writing</u> Letter writing: Informal | <ul style="list-style-type: none"> • To recite the poem with proper rhyme and rhythm. To enact the poem as a conversation among different characters named in the poem. • The lesson's main objective is to familiarize the students with wildlife. • Practice writing an informal letter. | <ul style="list-style-type: none"> • To talk about their experiences with their pets. • Draw a picture of wildlife in students' imagination and explain it in their language. <p>Task- Reading</p> <ul style="list-style-type: none"> • Practice work on writing an informal letter. |
| 8 | December | 24 | <u>Grammar and Writing</u> Ch.21 Conjunctions Ch.22 Prepositions Ch. 23 Interjections <u>LITERATURE: Unit 8</u> What is in the Mailbox? My Silly Sister <u>WRITING</u> Letter writing: Informal | <ul style="list-style-type: none"> • To identify and use the conjunction correctly. They will also learn the correct usage of and, but, or, because, so • Students will learn to use prepositions correctly in sentences to show the relation between two things. • Recitation of the poem. • The main objective of the lesson is to make the students understand the bond between siblings. They will learn to read independently. • Practice on writing an informal letter. | <ul style="list-style-type: none"> • Worksheet on adverbs, conjunctions, and prepositions. |

| | | | | | |
|-----------|-----------------|-----------|--|--|---|
| | | | REVISION FOR PT-2 | | |
| 9 | January | 19 | <p><u>GRAMMAR</u></p> <p>Ch. 10 The 's' Ch. 19 Short Forms</p> <p><u>LITERATURE: Unit 9</u> Don't tell (Poem) He is my brother (Lesson)</p> <p><u>LITERATURE: Unit 10</u> How Creatures Move (Poem) The ship of the desert (Lesson)</p> | <ul style="list-style-type: none"> • Make them understand where to use apostrophe 's' • Make Students understand how to write short forms in English. • Recitation of the poem. • The main objective of the lesson is to make the students understand the bond between siblings. They will learn to read independently. • Familiarize students more about wildlife. | <ul style="list-style-type: none"> • Oral drilling. <p>Task- Speaking</p> <ul style="list-style-type: none"> • Enactment of the play. • Dramatization of the lesson in pairs • Arrange the sequence of the dialogue-wise • Writes the features of a camel that help it to survive in the desert • Quiz on animals • Make a mask of camel & lion |
| 10 | February | 22 | <u>WRITING</u> | <ul style="list-style-type: none"> • The students will learn to organize | <u>Topics</u> |

| | | | | | |
|-----------|--------------|-----------|---|---|---|
| | | | Paragraph Writing REVISION FOR FINAL EXAM | their ideas and write a short paragraph on any given topic. | <ul style="list-style-type: none"> ● Importance of Tree/ Environment ● My favourite festival Task- Listening |
| 11 | March | 09 | FINAL EXAM | | |

Name of the Teacher: Niharika Verma



TAPOVAN INTERNATIONAL SCHOOL
YEARLY SYLLABUS 2024-25

SUBJECT : Hindi

Class : III

| Sr. No. | Month | No.of Working Days | No. & Name of the Chapter / Lesson | Content / Sub Topics | Activities |
|---------|-------|--------------------|---|---|--|
| 1 | April | 24 | सेतुबंध - पाठ्यक्रम : वर्णमाला, मात्राएँ, अनुस्वार, अनुनासिक, संयुक्त व्यंजन तथा द्वित्व व्यंजन 'र' का प्रयोग। | वर्ण की परिभाषा बताकर वर्ण के प्रकार बताना उच्चारण के द्वारा अनुस्वार, अनुनासिक की व्याख्या व प्रयोग। विभिन्न प्रकार से 'र' का प्रयोग कब कहाँ कैसे किया जाता है, यह सिखाना। | वर्णमाला कंठस्थ कर सुनाएँगे। |
| | | | पाठ - १ कक्कू | पद्य विधा से छात्र-छात्राओं को अवगत कराना। काव्य के माध्यम से बचपन के शरारतों का अवलोकन करना। | अलग-अलग पक्षियों की बोली और उनके नाम चित्रों के साथ लिखेंगे। |
| | | | पाठ - २ शेखीबाज़ मक्खी | गद्य द्वारा घमंड करने का या अहंकार का अंत बुरा होता है यह बताना। | रास्ता ढूँढ़ो पृष्ठ संख्या १४ |
| | | | व्याकरण - संज्ञा | परिभाषा व भेदों की जानकारी उदाहरण के द्वारा देना। | फ्लैश कार्ड के द्वारा संज्ञा के भेदों की पहचान करेंगे। (कार्य - श्रुतलेख परीक्षण) |
| | | | लेखन - वाक्य बनाना, | शब्दों द्वारा वाक्य रचना करना। | गृहकार्य द्वारा अभ्यास |
| 2. | May | 04 | विलोम शब्द, में- मैं तथा कि-की का प्रयोग | परिभाषा व उदाहरणों के द्वारा विलोम शब्दों का अभ्यास कराना। | विलोम शब्दों का अभ्यास कार्य। |
| 3. | June | 23 | पाठ - ३ मन करता है | बचपन के मनोभावों का पद्य द्वारा काल्पनिक चित्रण कराना। | छात्र बड़े होकर क्या बनना चाहते हैं? के बारे में कक्षा में बताएँगे। |

| | | | | | |
|----|------|----|----------------------------------|--|--|
| | | | पाठ - ४ बहादुर बित्तो | गद्य के द्वारा वीरता व साहस जैसे गुणों से अवगत करवाना, किसी भी समस्या का हल सूझबूझ तथा बहादुरी से कैसे करना बताना। | वीर योद्धाओं के चित्र चिपकाकर उनके नाम लिखेंगे। |
| | | | व्याकरण - वचन विराम-चिह्न | वचन की परिभाषा व भेदों की जानकारी देना। विराम-चिह्न की परिभाषा समझाकर उनका वाक्यों में कब, कहाँ, कैसे उपयोग किया जाता है बताना व लिखवाना। | कक्षा में उपलब्ध वस्तुओं के वचन परिवर्तित करेंगे। विराम-चिह्नों का चार्ट बनाना। (कार्य - पठन परीक्षण) |
| | | | लेखन - चित्र वर्णन | चित्र से संबंधित अपने विचारों को लिखकर प्रकट करवाना। | चित्र देखकर उससे संबंधित वर्णन करेंगे। |
| 4. | July | 26 | पाठ - ५ हमसे सब कहते | पद्य के माध्यम से बच्चों को ही सब डाँटते हैं व सीख देते हैं इनसे बच्चों के मन में उठने वाले भावों से अवगत करवाना। | 'हमसे सब कहते' काव्य की कुछ पंक्तियाँ कक्षा में सुनाएँगे। |
| | | | पाठ - ६ टिपटिपवा | गद्य के माध्यम से मूसलाधार बारिश से क्या-क्या परेशानियाँ होती हैं? जानकारी देना। | पेज संख्या ४३ पर बने चित्र को देखकर उसके बारे में लिखेंगे। |
| | | | व्याकरण - सर्वनाम, लिंग | परिभाषा व सर्वनाम शब्दों को उदाहरण द्वारा बताना। लिंग की परिभाषा बताकर उदाहरण सहित लिखवाना। | वाक्यों में निहित सर्वनाम को पहचान कर लिखवाना। खेल के माध्यम से लिंग शब्दों की पहचान करेंगे। (कार्य - बोलने का कौशल परीक्षण) |

| | | | | | |
|----|-----------|----|---|--|---|
| | | | लेखन - अनुच्छेद लेखन | अनुच्छेद लेखन के नियमों की जानकारी देकर विभिन्न विषयों पर अनुच्छेद लिखवाना। | गृहकार्य द्वारा अभ्यास |
| 5. | August | 22 | पाठ - ७ बंदर-बाँट | कहानी के माध्यम से झगड़ने से होने वाले नुकसान की जानकारी देना। | मुखोटा तैयार करेंगे। |
| | | | पाठ- ८ कब आऊँ | गद्य के माध्यम से ईर्ष्यालु स्वभाव से दूर रहने की प्रेरणा देना। | तिरंगे के तीनों रंगों का क्या महत्व है, लिखेंगे। |
| | | | व्याकरण - विशेषण, पदक्रम | विशेषण की परिभाषा समझाकर विशेषण शब्दों से अवगत कराना। शब्दों को सही क्रम में रखकर वाक्य बनवाना। | 'पिता' की विशेषता बताते हुए आठ वाक्य स्वयं लिखेंगे। |
| | | | कहानी लेखन | कहानी लेखन के नियमों से अवगत कराकर चित्र व संकेतों के आधार पर कहानी लिखवाना। | विभिन्न विषयों पर आधारित कहानी लेखन करवाना। (कार्य - श्रवण कौशल परीक्षण) |
| 6. | September | 23 | पाठ - ९ क्योंजीमल और कैसे-कैसलिया | गद्य के माध्यम से किसी भी चीज़ की अति अच्छी नहीं होती व ऐसे लोगों से कैसे पीछा छुड़ाते हैं, इससे अवगत कराना। | विभिन्न अनाजों की जानकारी एकत्रित कर तालिका बनाएँगे। |
| | | | व्याकरण - क्रिया, गिनती अंकों व शब्दों में | परिभाषा व क्रिया के भेदों को बताकर वाक्यों द्वारा अभ्यास कराना। अंकों तथा शब्दों में गिनती लिखवाना। | क्रिया शब्दों के चित्र रंगीन कागज़ पर चिपएँगे। |
| | | | पुनरावर्तन | अभ्यास पुस्तिका द्वारा अभ्यास करवाना। | |
| 7. | October | 21 | पाठ - १० मीरा बहन और बाघ | गद्य के माध्यम से सभी प्राणियों के लिए दया व उदारता जैसे गुणों का विकास करने की | पालतू तथा जंगली जानवर की सूची तैयार करेंगे। |

| | | | | | |
|----|----------|----|-------------------------------------|--|--|
| | | | | प्रेरणा देना। | |
| | | | चित्र वर्णन | चित्र वर्णन से संबंधित बातों की जानकारी देकर उसका वर्णन लिखवाना। | अभ्यास कार्य द्वारा चित्र वर्णन करवाना। |
| | | | पठन-अपठित गद्यांश | अपठित गद्यांश पर आधारित प्रश्नों तथा उत्तरों के अभ्यास से पढ़ने-लिखने और समझने की शक्ति का विकास करना। | गद्यांश पर आधारित प्रश्नोत्तर हल करना। (कार्य - श्रुतलेख परीक्षण) |
| 8. | November | 17 | पाठ - ११ जब मुझको साँप ने काटा | अंधविश्वास को दूर करने का प्रयास। | साँप का चित्र बनाकर उसके बारे में लिखेंगे (पेज़ संख्या १००)। |
| | | | व्याकरण - वाक्यांशों के लिए एक शब्द | कई बार हम अनेक शब्दों के समूह के लिए एक शब्द का प्रयोग कर सकते हैं। ऐसे शब्दों से छात्रों को परिचित कराना। | छात्र अनेक शब्दों के समूह के लिए एक शब्दों की तालिका स्वयं तैयार करेंगे। |
| | | | पत्र लेखन | पत्र लेखन का प्रारूप समझाकर लेखन का अभ्यास करवाना। | पत्र का लेखन अभ्यास कार्य। (कार्य - पठन परीक्षण) |
| 9 | December | 24 | पाठ - १२ मिर्च का मज़ | पद्य के द्वारा नासमझ व्यक्ति के साथ होने वाली समस्याओं से अवगत कराना। | हास्य कविता लिखने देना। |
| | | | व्याकरण - पर्यायवाची-शब्द | परिभाषा व उदाहरण द्वारा पर्यायवाची शब्दों का अभ्यास कराना। | वाक्यों में विराम-चिह्न का प्रयोग। (कार्य - बोलने का कौशल परीक्षण) |
| | | | कहानी लेखन | कहानी के नियमों को बताकर संकेतों के आधार पर कहानी लिखवाना। | विभिन्न विषयों पर आधारित कहानी लेखन करवाना। |
| 10 | January | 19 | पाठ - १३ सबसे अच्छा पेड़ | गद्य के माध्यम से पेड़ों का महत्व बताकर 'वृक्षारोपण' की भावना को प्रेरित करना। | 'परोपकारी पेड़' विषय पर अनुच्छेद लिखवाना। |

| | | | | | |
|----|----------|----|-------------------|--|--|
| | | | व्याकरण- मुहावरे | मुहावरे का अर्थ समझाकर वाक्य में प्रयोग करवाना | |
| | | | अनुच्छेद लेखन | दिए गये विषय पर अनुच्छेद लेखन करवाना। | विषय पर आधारित अनुच्छेद लेखन करेंगे। |
| | | | पठन-अपठित गद्यांश | अपठित गद्यांश पर आधारित प्रश्नों तथा उत्तरों के अभ्यास से पढ़ने-लिखने और समझने की शक्ति का विकास करना। | गद्यांश पर आधारित प्रश्नोत्तर हल करना। |
| | | | | | (कार्य - श्रवण कौशल परीक्षण) |
| 11 | February | 22 | पुनरावर्तन कार्य | अभ्यास पुस्तिका द्वारा पुनरावर्तन। | पुनरावर्तन कार्य |
| | | | | | |

Name of the Teacher : Babita Darbari

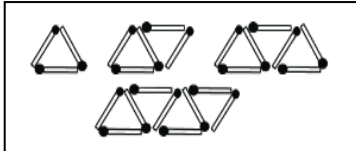



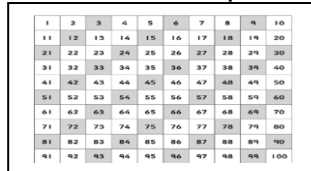
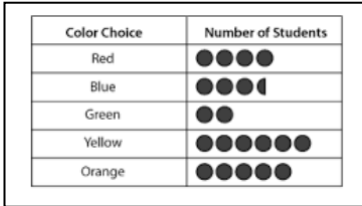
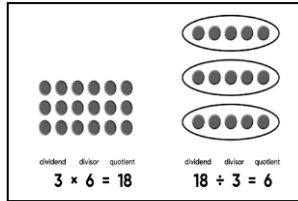

TAPOVAN INTERNATIONAL SCHOOL



YEARLY SYLLABUS 2024-25

SUBJECT: MATHEMATICS



Class: III


| Sr. No. | Month | No. of Working Days | No. & Name of the Chapter / Lesson | Content / Sub Topics | Activities |
|---------|-------|---------------------|--|--|---|
| 1. | April | 24 | <u>Ch-1 (Numbers Beyond 999)</u> | <ul style="list-style-type: none"> 4-digit numbers on Spike Abacus Place value of a digit in a number Comparison of numbers Successors and predecessors Building numbers and Even & odd numbers | To understand 4-digit numbers by making greatest and smallest 4-digit numbers using different digits. |
| 2. | May | 4 | <u>Ch-9 (Patterns)</u> | <ul style="list-style-type: none"> Patterns using square sheet and grid of dots Shapes in a pattern & number patterns | Make patterns using matchsticks.  |
| 3. | June | 23 | <u>Ch-2 (Addition)</u> | <ul style="list-style-type: none"> Alternative methods of addition Adding 3-digit numbers with regrouping Adding 4-digit numbers without regrouping | Draw or paste the cutouts of five symmetrical figures.  |
| | | | <u>Ch-8 (Geometry)</u> | <ul style="list-style-type: none"> Description of basic shapes Making shapes using matchsticks Solid shapes Closed & open figures and Symmetry | |
| 4. | July | 26 | <u>Ch-3 (Subtraction)</u> | <ul style="list-style-type: none"> Alternative methods of subtraction Subtraction of 3-digit numbers with regrouping Addition and subtraction together Subtracting bigger numbers | To subtract the given numbers and check the answer. |


| | | | | | |
|----|-----------|----|---|--|--|
| 5. | August | 22 | <u>Ch-4 (Multiplication)</u> | <ul style="list-style-type: none"> • Multiplication tables • Multiplication of a 3-digit number by a 1-digit number • Multiplying by 10, 20, 30,, 90 • Multiplying by 100, 200, 300, 400 • Multiplying a number by 1 • Multiplying 2-digit numbers | Build a table on a hundred grid by using your name. Colour the box yellow every time the name completes.  |
| | | | <u>Ch-13 (Data Handling)</u> | <ul style="list-style-type: none"> • Pictographs  | Draw a pictograph to show the favourite colour of the students of your class. |
| 6. | September | 23 | Revision | | |
| 7. | October | 21 | <u>Ch-5 (Division)</u> | <ul style="list-style-type: none"> • Division as equal sharing • Division as repeated subtraction • Division using number line • Division as inverse of multiplication • Division using multiplication tables • Properties of division • Four operations together | Writing and representing division facts for a multiplication fact on an A-4 size paper.  |
| | | | <u>Ch-6 (More About Division)</u> | <ul style="list-style-type: none"> • Long form of division & parts of division • Division with remainder • Division of 2 & 3-digit numbers | To do four operations for finding the winner of the Hip-Hope race. |
| 8. | November | 17 | <u>Ch-7 (Fractions)</u> | <ul style="list-style-type: none"> • Half, one-third, one-fourth of a whole • Parts of a collection • Numerator and denominator of a fraction | Draw and colour the flag of India. Write fractions for different colours.  |



| | | | | | |
|-----|----------|----|------------------------------------|---|---|
| 9. | December | 24 | <u>Ch-10 (Measurement)</u> | <ul style="list-style-type: none"> Measuring with a scale Conversion of metres into centimetres and vice-versa Measurement of mass (weight) Measurement of capacity | To understand the relationship between millilitres and litres and complete the table to make the required quantity. |
| 10. | January | 19 | <u>Ch-11 (Time)</u> | <ul style="list-style-type: none"> Time in quarter hours Use of the words past and to Calendar | <p>Look at this year's calendar and find the date of given festivals. Make a time line , stick pictures and arrange in the order in which they come in the year.</p>  |
| | | | <u>Ch-12 (Money)</u> | <ul style="list-style-type: none"> Writing money in short form Conversion Addition and subtraction of money Multiplication and division of money | <p>Stick the wrappers of any 5 items (chocolate, soap etc.) on an A-4 size paper. Write their estimated cost first and then actual cost. Observe which is more for each item (estimated / actual).</p>  |
| 11. | February | 22 | Revision | | |


Name of the Teacher : Aditi Sood
Archana Nayak

| Sr. No. | Month | No.of Working Days | No. & Name of the Chapter / Lesson | Content / Sub Topics | Activities |
|---------|------------|--------------------|---|--|--|
| 1 | April/ May | 24+4 | Recap of Previous knowledge | <ul style="list-style-type: none">Recall vocabs of topics done in class 2(names of animals, plants, birds etc.)To visit the campus and discuss things they see and ask them to describe it.Oral drilling of vocabs. | <ul style="list-style-type: none">To collect different kinds of leaves and feathers of birds. <p>Experiment: Invisible Ink</p>  |
| | | | <div>1. Living and Non-Living Thing</div> <div>2. Parts of Plants</div> | <ul style="list-style-type: none">Living and Non-living thingsCharacteristics of living thingsDifferences between living and non-living things <ul style="list-style-type: none">Root systemShoot system | <p>Activity: (pg no. 15 and 16) according to NEP 2020</p> <p>Art integration</p> <ul style="list-style-type: none">Picture basedApplicationProblem SolvingEnquiryMake paper bags  <p>Experiment:</p> |


| | | | | | |
|---|------|----|--------------------------------|---|--|
| | | | | | Blow up a balloon (without blowing) |
| 2 | June | 23 | 2. Parts of Plants (continued) | <ul style="list-style-type: none"> • Functions of Different parts • Germination of seed | <p><u>Activity:</u> (Pg. no.24 & 25)</p> <ul style="list-style-type: none"> • Art integration • Critical Thinking • Picture based • Application • Experiential Learning - Germination of seed (Pg. no.23) (To grow a plant from seed) • Life Skills and Integration <p><u>Experiment:</u> CO2 Extinguisher</p> |
| | | | 3. Birds | <ul style="list-style-type: none"> • Body parts of a bird • How do birds fly? • Food habits of birds • Nests of birds | <p><u>Activity:</u> (Pg no. 34 &35)</p> <ul style="list-style-type: none"> • Art Integration • Critical Thinking • Problem solving, Enquiry • Project Work - Make a model of bird's nest using some waste materials  |

| | | | | | |
|----|------------------------------------|----|--|---|--|
| | | | | | <div>- Make a bird bath</div> |
| 3. | July (PT-1 from 29-07-24) | 26 | <div>4. Human Body: A Living wonder</div> | <div><div>• Human body</div><div>• Organ systems of human body</div><div>• Staying fit and healthy</div></div> | <div><div>Activity: (Pg. no. 41,44,45)</div><div><div>• Enquire and share</div><div>• Problem Solving</div><div>• Life skills and Integration</div></div><div>Integrated to Physical Education</div><div>Experiment:</div><div>Float a marker man</div><div></div></div> |
| | | | <div>5. Food and Feeding Habits of Animals</div> | <div><div>• Eating habits of animals</div><div>• How do animals feed?</div><div>• Food Chain</div><div>• Taking care of animals</div></div> | <div><div>Activity: (Pg. no. 53,54,55)</div><div><div>• Enquiry, Picture based</div><div>• Understanding Problem solving</div><div>• Project and Experiential Learning</div><div>• Application</div></div></div> |
| | | | REVISION FOR PT-1 | | |

| | | | | | |
|----|--------|----|-------------------------|---|---|
| | | | | | <ul style="list-style-type: none"> Life skills and Integration |
| 4. | August | 22 | 6. Housing and clothing | <ul style="list-style-type: none"> Good and clean house Clothes and fibres, | <p>Activity: (Pg. no. 60,61)</p> <ul style="list-style-type: none"> Analyze Understanding Problem solving Integrated to Social Studies (Pg. no. 63) <p>Experiment:</p> <p>Walking water/ Capillary action experience</p>  |
| | | | 7. Safety and First Aid | <ul style="list-style-type: none"> Safety on road, at home, at school First Aid | <p>Activity: (Pg. no. 70,71)</p> <ul style="list-style-type: none"> Picture Based Case Study Based Art Integration (Poster on road safety)  |

| | | | | | |
|----|--|----|-------------------------------|---|--|
| 5. | September (Half Yearly from 21/09/24) | 23 | REVISION FOR HALF YEARLY EXAM | | Experiment: Dancing Popcorn  |
| 6. | October | 21 | 8. Soil: A Natural Wonder | <ul style="list-style-type: none"> • Soil and its formation • Components of soil • Uses of soil • Taking care of soil | Activity: <ul style="list-style-type: none"> • Enquiry • Experiential Learning (Page No.75) - Layers of soil • Art Integration. - Make Clay toys |
| | | | 9. Solids, Liquids and Gases | <ul style="list-style-type: none"> • Solids • Liquids • Gases • Changes of State | Activity: <ul style="list-style-type: none"> • Problem solving • Integrated to Mathematics (Page No-86) • Experiential Learning- Prepare mango ice cream at home Experiment: Rising water experience |

| | | | | | |
|----|----------------------------------|----|---|---|---|
| | | | 10. Measurement | Measurement of <ul style="list-style-type: none"> • Length • Mass • Capacity | <u>Activity:</u> <ul style="list-style-type: none"> • Project • Picture based |
| 7. | November | 17 | 10. Measurement (continued) | <ul style="list-style-type: none"> • Time • Temperature | <u>Activity:</u> <ul style="list-style-type: none"> • Application • Picture based • Analyze • Integrated to Mathematics (Page No-94) • Experiential Learning- -Formation of shadow |
| | | | 11. Light, Sound and Force | <ul style="list-style-type: none"> • Light • Sound • Force | |
| 8. | December (PT-2 from 21/12/24) | 24 | 11. Light, Sound and Force (continued) | <ul style="list-style-type: none"> • Light • Sound • Force | <u>Activity:</u> <ul style="list-style-type: none"> • Application • Life skills and Integration- Integrated to music • Integrated to Environmental Studies <u>Experiment:</u> Magic milk experience |
| | | | 12. Air, Water and Weather REVISION FOR PT-2 | <ul style="list-style-type: none"> • Air • Water • Weather | |

| | | | | | |
|----|----------|----|--|--|---|
| | | | | | |
| 9. | January | 19 | 12. Air, Water and Weather (continued) <ul style="list-style-type: none"> • Air • Water • Weather | |  |
| | | | 13. Sun, Moon and Stars <ul style="list-style-type: none"> • The sun • The stars • The planets • The moon | | |
| 10 | February | 22 | 14. The Earth <ul style="list-style-type: none"> • The Earth • Movements of the Earth REVISION FOR FINAL EXAM | | <u>Activity:</u> <ul style="list-style-type: none"> • Integrated to language • Art integrated • Picture based <u>Experiment:</u> Giant finger prints |
| | | | | | <u>Activity:</u> <ul style="list-style-type: none"> • Understanding and Application • Think Green (Earth Day) <u>Experiment:</u> |

| | | | | | |
|----|-------|--|--------------------------|--|---------------|
| | | | | | Water Tornado |
| 11 | March | | Final Examination (2025) | | |



Name of the Teacher:






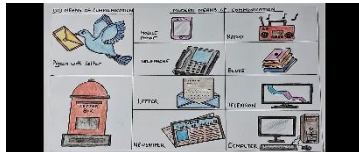

TAPOVAN INTERNATIONAL SCHOOL



YEARLY SYLLABUS 2024-25

SUBJECT: Social Studies

Class: III

| Sr. No. | Month | No. of Working Days | No. & Name of the Chapter / Lesson | Content / Sub Topics | Activities |
|---------|-------|---------------------|------------------------------------|--|---|
| 1. | April | 24 | 1. The Earth - Our Home | To learn about the Solar system, Shapes, Size and Surface of Earth, Sky and Horizon. | 1) Make a Model of the Solar System.  2) Make a compass with the help of cardboard.  |
| | | | 2. How Our Earth Looks | Students will learn about Globe, Maps, Directions, Continent and Oceans. | |
| | | | 3. Our Country India | To Know about the Physical Division of India like Mountains, Northern Plains, Coastal Plains, Plateau, Deserts, Peninsula and Islands. To learn about reading of different type of maps with the help of Atlas. | |
| 2. | May | 04 | 3. Our Country India | Cont... | |
| 3. | June | 23 | 4. Indian States | To learn about Indian States and Union Territories, Central Government and State Government. | 1) Students will make a list of Present ministers working in your state government. 2) Draw a map and write down the famous food item in the particular state. |
| | | | 5. Food We Eat | To learn about Food Grains, Pulses, Fruits and Vegetables, Types of Food. Students will also learn to read the map showing cropping areas with the help of Atlas book. | |

| | | | | | | |
|----|-----------|----|--------------------------|--|--|--------|
| 4. | July | 26 | 06. Indian Dresses | Dresses worn in different areas. Men and women dresses according to Occasion. | Students will draw or paste picture of dresses worn in different region of India. | |
| | | | 7. Our Festivals | To know about Importance of festivals and Different festivals of India like Religious festivals, Harvest festivals and Festivals of North India. |  | |
| | | | 8. Means of Transport | To learn about the different means of transport like Land transport, Water transport, Air transport and Animal used as means of transport. | Students will make a chart showing different means of transport. | |
| 5. | August | 22 | 9.Means of Communication | To learn about Meaning of Communication, Means of Communication and Types of Communication in the Modern World. | Students will paste pictures of different means of communication. | |
| | | | 10.Occupation | To learn about Occupations, Types of Occupations, Some Other Occupation of Indian People. (Role Play of Community Helpers) |  | |
| 6. | September | 23 | 11. People Who Help Us | To learn about the role of a Postman, the role of a Doctor, the role of a Teacher, the role of a Policeman. | Students will play the role of any one helper of society. | T T |
| 7. | October | 21 | 12. Delhi Capital City | To know about the Climate, Food, Festivals, Transport and Famous buildings of Delhi. | 2)Make a pictorial collage on Historical places of Delhi.  | |

| | | | | | |
|----|----------|----|-----------------------|---|---|
| 8. | November | 17 | 13. Mumbai | To know about Climate, Industries, Famous buildings, Food, Language, Festivals of Mumbai and Mumbai as Financial Capital. | Make a list of places and persons you would like to visit in Mumbai. |
| 9. | December | 24 | 14. Kolkata | To know about location, Climate, Industries, Life of people and Important Places to visit in Kolkata | 1)Write about the work done by Mother Teresa  |
| | | | 15.Chennai | To know about location, Industries, Famous buildings and Life of people of Chennai. | 2)Student will collect information about two famous museums in Chennai. |
| 10 | January | 19 | 16. Discovery of Fire | To learn about Early men life, Uses of Fire for Early man and Tools they used. | Students will make some utensils and toys from clay.  |
| | | | 17.The Story of Wheel | To learn about Invention of Wheel, Discovery of Metals, Farming and Settled life of Early men. | |
| 11 | February | 22 | 17.The Story of Wheel | Cont... | |
| | | | Revision | | |

Name of the Teacher: Niharika Verma & Sunita Kanwar



TAPOVAN INTERNATIONAL SCHOOL
YEARLY SYLLABUS 2024-25

SUBJECT: COMPUTER

Class: III

| Sr. No. | Month | No. of Working Days | No. & Name of the Chapter / Lesson | Content / Sub Topics | Activities |
|----------------|--------------|----------------------------|--|--|--|
| 1. | April | 24 | Ch-1 Parts of computer | <ul style="list-style-type: none">• How does a computer work.• Parts of computer.• What makes a computer powerful• Disadvantages of computer | <ul style="list-style-type: none">• Make a chart on different hardware and software. |
| 2. | May | 4 | Ch-2 Hardware and software | <ul style="list-style-type: none">• Types of hardware and their use.• Types of software and their use. | |
| 3. | June | 23 | Ch-2 Hardware and software , Ch-3 Tux paint | <ul style="list-style-type: none">• How to open tux paint• Different shapes of paint brush• Difference between paint and line tool• Magic tool• Stamp tool | <ul style="list-style-type: none">• Practical for Tux paint in computer lab. |

| | | | | | |
|----|-----------|----|-----------------------------------|---|--|
| 5. | August | 22 | Ch-5 Editing text in MS WORD 2016 | <ul style="list-style-type: none"> Starting, entering text, selecting, inserting text. Moving, copying, deleting text. Using undo and redo command Spell check and grammar check Thesaurus | <ul style="list-style-type: none"> Students will do the activity section of page no.63 in the computer lab. |
| 6. | September | 23 | Ch-6 Formatting a document | <ul style="list-style-type: none"> Changing and applying font name, bold, italics, underline. Change font color, case, alignment, applying superscript and subscript. Use of bullet and numbering Applying border and shading Applying drop cap effect | <ul style="list-style-type: none"> Students will create a document of Safety using the features of word 2016. |
| 7. | October | 21 | Ch-7 Working with paint 3D | <ul style="list-style-type: none"> Paint 3D means what? How to open paint 3D Components of paint 3 D Drawing circles and spheres Working with different types of Brushes. Erasing and saving the drawing | <ul style="list-style-type: none"> Students will make attractive Birthday card for Parents using Paint 3D. |
| 8. | November | 17 | Ch-8 Introduction to SCRATCH | <ul style="list-style-type: none"> What is SCRATCH? How to start SCRATCH Components and their use Moving of Sprite Drawing colorful sprite, duplicate copy of sprite. | <ul style="list-style-type: none"> Practice the LAB SESSION given in textbook (pg.no 94) in Lab. |

| | | | | | |
|----|----------|----|----------------------------|---|--|
| | | | | <ul style="list-style-type: none">• Saving and opening in SCRATCH | |
| 9. | December | 24 | Continue November Portions | | |

| | | | | | |
|-----|----------|----|--------------------------------|--|---|
| 10. | January | 24 | Ch-9 Simple movement of SPRITE | <ul style="list-style-type: none"> • Create a new project • Changing the appearance of Sprite • How to make a sprite say something? • Repeating and adding sound and action. | <ul style="list-style-type: none"> • Create a project and let the sprite say some voice bubbles given on page no. 112. |
| 11. | February | 22 | Revision for Final Exam | | |

Name of the Teacher: Ms. Sneha Dolly



TAPOVAN INTERNATIONAL SCHOOL
YEARLY SYLLABUS 2024-25

SUBJECT:GUJARATI

Class: III

| Sr.No | Month | No.of Working Days | No. & Name of the Chapter / Lesson | Content / Sub Topics | Activities |
|-------|--------|--------------------|---|---|---|
| 1 | April | 24 | 1. શાળા તત્પરતા-1 | ચિત્રવર્ણન | બાળકો ચિત્રવર્ણન કરે. |
| 2 | May | 04 | 2. શાળા તત્પરતા-2 | બાળગીત | બાળકો કવિતાગાન કરે. |
| 3 | June | 23 | 3. અજબ જીવી વાત છે ગ, મ, ન, જ અક્ષરજ્ઞાન | વ્યંજનવિશેસમજ 'આ'ની માત્રા અને શબ્દોની સમજ | શરીરનાં વિવિધ અંગોની ઉપયોગિતા વિશે જાણે. બાળકો મૂળાક્ષરોનું વાંચન કરે. |
| 4 | July | 26 | 4. આવ રે વરસાદ વ, ર, સ, દ અક્ષરજ્ઞાન | વ્યંજન વિશે સમજ 'એ'ની માત્રાની સમજ | બાળકો શરીરનાં અંગોની સફાઈ વિશે જાણે. |
| 5 | August | 22 | 5. અમે સૌ ક, બ, અ, ઇ અક્ષરજ્ઞાન | 'આ'ની માત્રા અને 'એ'ની માત્રાવાળા શબ્દો | શાકભાજી, ફળ, ફૂલ અને તેની ઉપયોગિતા વિશે જાણે. |

| | | | | | |
|----|-----------|----|---|---|--|
| 6 | September | 23 | પુનરાવર્તન | | બાળકો પુનરાવર્તન કરે. |
| 7 | October | 21 | ઠ.મજા પડે,મજા પડે પ,ડ,ત,ણ અક્ષરજ્ઞાન | ઋતુઓની સમજ 'ઇ'ની માત્રા અને શબ્દોની સમજ | ઋતુઓની સમજ કેળવે. |
| 8 | November | 17 | ૭.ચપટી વાગી લ,ટ,ચ,ખ અક્ષરજ્ઞાન | 'ઈ'ની માત્રા અને શબ્દોની સમજ સ્વચ્છતા વિશે સમજ | મૂળાક્ષર અને માત્રાનું અનુલેખન કરે. |
| 9 | December | 24 | ૮.હું તો મોટો થઈશ ઝ,ઘ,ઢ,ળ અક્ષરજ્ઞાન | 'ઉ' અને 'ઊ'ની માત્રા અને શબ્દોની સમજ | મૂળાક્ષર અને માત્રાનું અનુલેખન કરે. |
| 10 | January | 19 | અ,આ,એ,ઇ,ઈ,ઉ,ઊ ની વર્ણમાલા | અ,આ,એ,ઇ,ઈ,ઉ,ઊ ના શબ્દોની સમજ | અ,આ,એ,ઇ,ઈ,ઉ,ઊ ના શબ્દોની સમજ કેળવે. |
| 11 | February | 22 | પુનરાવર્તન | | |

Name of the Teacher :Mrs. Nilam Patel