



**TAPOVAN INTERNATIONAL SCHOOL**  
**YEARLY SYLLABUS 2025-2026**

**Subject: English**

**Class: I**

Sr. No.	Month	No. of Working Days	No. & Name of the Chapter / Lesson	Content / Sub Topics	Activities
1	April	22	<b>Grammar and Writing –</b> 1.The alphabet 2.Naming words – Names of Things 3.Names of Animals and Birds 4.Names of Persons 5.Names of Places Handwriting Book Reading and writing of common sight words.  <b>Unit:1 My Family and Me</b> <b>Chapter 1</b> ➤ <b>Two Little Hands</b>	<ul style="list-style-type: none"> <li>❖ To recite the poem with actions and appropriate modulation.</li> <li>❖ To name the different body parts and speaks about them.</li> <li>❖ To learn and read sight words their use in a sentence.</li> <li>❖ Converse in pairs.</li> <li>❖ To read the given word and the given sentence.</li> <li>❖ To follows instructions (eg: step by step way of washing hands)</li> <li>❖ To write the letters a-f within four lines both in capital and small case.</li> <li>❖ To understand and practice basic habits of hygiene.</li> <li>❖ To learn and sing alphabet songs.</li> <li>❖ To identify initial sounds of given words.</li> <li>❖ To identify and speak names of fingers.</li> <li>❖ To identify rhyming words in a poem.</li> <li>❖ To pronounce the sounds of a, b, c, d, e, f</li> <li>❖ To perform actions corresponding with the given words</li> <li>❖ To learn cursive writing.</li> <li>❖ To read, spell and use the common sight words correctly in speaking and writing.</li> <li>❖ To name the different places, persons, animals, birds.</li> </ul>	Talking about self Oral language and development Free hand drawing <ul style="list-style-type: none"> <li>❖ <b>Task- Dictation</b></li> <li>❖ Recite the poem.</li> <li>❖ Dictation test of common sight words.</li> <li>❖ Test of fill the gaps and complete the words.</li> <li>❖ Sight words that start and end with 'sh'</li> <li>❖ A list of rhyming words</li> <li>❖ Invite students to point to each body part as they are mentioned through rhyme.</li> <li>❖ Introduce a simple song based on "Two Little Hands".</li> </ul> <b>Grammar –</b> Solve the textbook exercise. Worksheet of nouns.



			<p><b>Unit:2 Life Around Us</b>  <b>Chapter-1</b></p> <ul style="list-style-type: none"> <li>➤ <b>Picture Talk 2</b></li> <li>➤ <b>Fun with numbers</b></li> </ul> <p><b>Grammar and Writing –</b>  10.Describing words  11.Describing Animals  12.Describing Your Loved Ones  13. Let Us Revise Describing Words  Making Sentences</p> <p><b>Revision PT-1</b></p>	<p>English and the regional language.</p> <ul style="list-style-type: none"> <li>❖ To speak and identify types of families.</li> <li>❖ To read with guidance and individually.</li> <li>❖ To read and use sight words.</li> <li>❖ To speak names of different birds and identify them in groups of pictures/words.</li> <li>❖ To draw the picture of his/ her family including the things in the immediate environment and tell the class about his/her drawing.</li> <li>❖ To learn to work in group by making collage, wall displays and puppets.</li> <li>❖ To learn to express good things about a person/family.</li> <li>❖ To learn words with 'f' and 'm' sounds</li> <li>❖ To identify, speak and write the name of objects used to keep place and self-clean.</li> <li>❖ To learn sound u-z and words beginning with these sounds.</li> <li>❖ To sing alphabet song.</li> </ul> <ul style="list-style-type: none"> <li>❖ To speak about the animals given in the picture.</li> <li>❖ To answer questions with the cues from the picture.</li> <li>❖ To sing numbers rhyme and learn new action words.</li> <li>❖ To explore ways to learn new number rhymes- from parent or others.</li> <li>❖ To use the describing word in the sentence which words can be used for which noun.</li> <li>❖ To make sentences on the given words.</li> </ul>	<p>family members.</p> <ul style="list-style-type: none"> <li>❖ Explain them the various types of families e.g. joint family and nuclear family.</li> <li>❖ Sharing good things about the family and instill the fact that we should love our family.</li> </ul> <p><b>Grammar-</b> Writing descriptive sentences related to the thing presented before them.  Solving textbook exercise.</p>
4.	August	18	<p><b>Chapter-1</b></p> <ul style="list-style-type: none"> <li>➤ <b>Five little monkeys</b></li> </ul> <p><b>Chapter -2</b></p> <ul style="list-style-type: none"> <li>➤ <b>The Cap-seller and Monkeys</b></li> </ul>	<ul style="list-style-type: none"> <li>❖ To recite new rhymes in the class.</li> <li>❖ To read and use sight words "each, is &amp; and" effectively in sentences.</li> <li>❖ To understand the use of action words</li> <li>❖ To understand the sounds of different animals.</li> </ul>	<p><b>Task- Listening</b></p> <ul style="list-style-type: none"> <li>❖ Listen, draw and color.</li> <li>❖ 2.Sight words -'ar' family</li> <li>❖ 3.Animals and their sound</li> <li>❖ 4. Practice work of writing:</li> </ul>

		<p>➤ <b>*Butterflies</b>  <b>Reading: Catch me if u can</b></p> <p><b>Grammar and Writing –</b>  14. Doing Words  15. More Doing Words  16. Sounds Animals Make  17. Doing Words and Naming Words  18. Am, Is, Are  29. Comprehension</p>	<ul style="list-style-type: none"> <li>❖ To understand the use of Am, Is, Are.</li> <li>❖ To read the given passage and will solve comprehensive based exercises.</li> <li>❖ To read the story with guidance and individually.</li> <li>❖ To answer the questions based on the story.</li> <li>❖ To narrate similar stories using picture cards.</li> <li>❖ To form sentence using 'this' appropriately.</li> <li>❖ To identify and speak the first sound of the given words.</li> <li>❖ To read sequence stories logically, then attempt to speak them in order.</li> <li>❖ To write the names of objects /animals.</li> <li>❖ To sing the song with action with guidance and individually.</li> <li>❖ To learn words opposite in meaning through rhyme.</li> <li>❖ To comprehend picture and answer the questions.</li> <li>❖ To use phrases with 'on' and 'in'.</li> <li>❖ To learn to split word into appropriate syllable with clap and colours.</li> <li>❖ To narrate story with puppets/masks of cats and mouse.</li> <li>❖ To make words with given letters and write them.</li> <li>❖ To understand meaning of simple action word and use them.</li> <li>❖ To involve in group activity in creating a picture story and present the same.</li> </ul>	<p>Make meaningful sentences.</p> <p><b>Task-Reading</b>  <b>Grammar-</b> Solve the textbook exercises and worksheet.</p>
--	--	---	---	---

5.	September	25	<p><b>Chapter-3</b></p> <ul style="list-style-type: none"> <li>➤ <b>A Farm</b></li> <li>➤ <b>Animals and Birds</b></li> </ul>	<ul style="list-style-type: none"> <li>❖ To recite the poem “My dear Grandpa....”and know the name of sound of farm animals.</li> <li>❖ To speak the same in regional language.</li> <li>❖ To use drawing and colouring skills to create a picture of a farm.</li> <li>❖ To write the names of farm animals in notebook.</li> <li>❖ To read the story aloud.</li> <li>❖ To speak the new words and use them in sentence.</li> <li>❖ To observe the immediate environment listing birds and animals found/seen around them.</li> <li>❖ To describe the birds and animals-how they appear and what they do.</li> <li>❖ To tell the class where he/she has seen the birds, insects and animals in the garden.</li> <li>❖ To classify animals as wild and domestic based on their natural homes.</li> <li>❖ To pair work-conversation, presentation to the class.</li> <li>❖ To use basic preposition like in, on between and behind through pictures and write them.</li> </ul>	<p><b>Task-Reading</b></p> <ul style="list-style-type: none"> <li>❖ Sight words with ‘ow’, ‘ou’</li> <li>❖ Antonyms</li> <li>❖ Talking about the work done by family members</li> <li>❖ Students will read the given passage and will solve comprehensive based exercises.</li> <li>❖ Solve the worksheet.</li> </ul> <p><b>Grammar-</b> Solve the textbook exercises and worksheet.</p>
			<p><b>Grammar</b> 19. Am, Is, Are+ing 20. Let us Revise Doing Words</p> <p><b>Writing –</b> Complete the sentences. Comprehension</p> <p><b>REVISION FOR HALF YEARLY</b></p>	<ul style="list-style-type: none"> <li>❖ To know the use of Am, Is, Are+ing.</li> <li>❖ To read the given passage and will solve comprehensive based exercises</li> </ul>	




6.	October	12	<b>Unit-3 Food</b> <b>Chapter-1</b> ➤ <b>Fun with Pictures</b>            <b>Grammar and Writing –</b> 21. Has , Have Revision Time-1 22. This and These, That and Those Comprehension	❖ To sing and enjoy the rhyme “Five yellow mangoes” with proper pronunciation and action. ❖ To read aloud the names of fruits, vegetables and flowers by seeing the flashcards. ❖ To answer simple questions based on the pictures. ❖ To draw the pictures of different fruits and vegetables. ❖ To tell about the favourite fruit. ❖ To identify the green vegetable. ❖ To classify the fruits and vegetables on the basis of colour and shape. ❖ To speak about the vegetable, fruit, flower they like. .  ❖ To understand the use of Has , Have, This and These, That and Those ❖ To read the given passage and will solve comprehensive based exercises.	<b>Task- Speaking</b> ❖ Recite the poem. ❖ Dictation test of sight words with ‘ir’ ❖ Synonyms <b>Task-Reading</b> <b>Grammar-</b> Solve the textbook exercises and worksheet.
7.	November	22	<b>Unit-3 Food</b> <b>Chapter-1</b> ➤ <b>Fun with Pictures</b> ➤ <b>Fruits for all</b>            <b>Grammar and Writing –</b> 23. I, You, She , He, It 24. We, You, They 30. Creative Writing  <b>Revision PT-2</b>	❖ To write a describing word for another given word. ❖ To read and comprehend the part of text and makes meaning. ❖ To Use ‘these’, “they are”, “yes”, “no”, as per the context. ❖ To extend the poem “Fruits for all” other fruits too. ❖ To read and spell the sight words in the lesson correctly. ❖ To understand the use of I, You, She , He, It ,We, You, The ❖ To frame their own sentences on the topic given.	<b>Task- Reading</b> ❖ Reading of lesson to check intonation, pronunciation, confidence of the students. ❖ Practice work of writing: Descriptive sentences. ❖ Sight words with ‘tion’ ❖ Use of prefix <b>Grammar-</b> Solve the textbook exercises and worksheet. Students will read the topic and frame sentences on it.

8.	December	25	<p><b>A visit to market</b>  <b>Chapter-2</b>  ➤ <b>The Food we Eat</b>  ➤ <b>Fun with words</b></p> <p><b>Grammar and Writing –</b>  25. Capital Letters and Full Stop  26. A or An  31. Composition  Picture Writing</p>	<ul style="list-style-type: none"> <li>❖ To describe and write about market-few sentences.</li> <li>❖ To converse with friends about the market.</li> <li>❖ To write the names of picture (related to market) given.</li> <li>❖ To identify the picture of food and speak about it.</li> <li>❖ To speak about how animals help us.</li> <li>❖ To write the names of any few food items.</li> <li>❖ To find out the number of syllables (one or two) of the given words.</li> <li>❖ To name the community helpers and write a sentence about them.</li> <li>.</li> <li>❖ To understand the use of Capital Letters and Full Stop.</li> <li>❖ To understand the use of Articles- A or An.</li> </ul>	<p><b>Task- Speaking</b></p> <ul style="list-style-type: none"> <li>❖ Talking about Market, Nature and Natural things and Food we eat.</li> <li>❖ Sight words with 'cian'</li> <li>❖ Use of suffix</li> <li>❖ Practice work of writing: Picture writing.</li> <li>❖ Students will read the given passage and will solve comprehensive based exercises.</li> </ul> <p><b>Grammar-</b> Solve the textbook exercises and worksheet.  Students will read the topic and frame sentences on it.</p>
----	----------	----	--	---	---

9.	January	17	<b>Unit-4</b> <b>Seasons</b> <b>Chapter-1</b> <ul style="list-style-type: none"> <li>➤ <b>The Four Seasons</b></li> <li>➤ <b>Anandi's Rainbow</b></li> </ul>	<ul style="list-style-type: none"> <li>❖ To sing and enjoy the rhyme "The Four Seasons"</li> <li>❖ To call the words related to the given picture of seasons.</li> <li>❖ To describe the given picture of different seasons.</li> <li>❖ To read the story cards.</li> <li>❖ To read and write the words related to given picture of season.</li> <li>❖ To identify and match the clothes for a given season.</li> <li>❖ To describe and write about a picture of season in few sentences.</li> <li>❖ To speak about their dream in few sentences.</li> <li>❖ To know about rainbow and it's colors.</li> <li>❖ To speak about The Rainbow, Sunrise, and Sunset etc in few sentences.</li> <li>❖ To introduce himself/ herself to his/ her friend.</li> <li>❖ To read and comprehend the passage from the story Anandi's Rainbow.</li> <li>❖ To write about Rainbow.</li> <li>❖ To write about themselves.</li> </ul>	<b>Task- Writing</b> <ul style="list-style-type: none"> <li>❖ Listen, draw and color.</li> <li>❖ Sight words with 'sion'</li> <li>❖ Make pair words.</li> <li>❖ Practice work of writing: Picture writing.</li> <li>❖ Students will read the given passage and will solve comprehensive based exercises.</li> </ul> <b>Grammar-</b> Solve the textbook exercises and worksheet.
10.	February/March	23  10	<b>Revision Yearly Exam</b>		

Teacher's name- Ms. Disha Chandra



3.	July	26	<p><b><u>5. Addition and Subtraction up to 20</u></b></p> <p><b><u>6. Numbers up to 50</u></b></p>	<ul style="list-style-type: none"> <li>❖ Addition Using Number Strip</li> <li>❖ Vertical Addition</li> <li>❖ Subtraction Using Number Strip</li> <li>❖ Vertical Subtraction</li> <li>❖ Tens and Ones</li> <li>❖ Comparison of Numbers</li> <li>❖ Ascending and Descending Order</li> </ul>	<p>Make an addition or subtraction chart.</p> 
4.	August	18	<p><b><u>7. Shapes and Patterns</u></b></p> <p><b><u>8. Data Handling</u></b></p>	<ul style="list-style-type: none"> <li>❖ Plane Shapes</li> <li>❖ Solid Shapes</li> <li>❖ Rolling and Sliding</li> <li>❖ Patterns</li> </ul> 	<p>Arrange numbers in increasing and decreasing order.</p> <p>Show numbers on an abacus as tens and ones.</p> <p>Tell numbers looking at tens and ones blocks.</p> <p>Trace, cut and paste the shapes in notebook.</p> <p>Make patterns using rose, marigold and champa petals.</p> 
5.	September	25	<b>Revision</b>		
6.	October	12	<p><b><u>9. Numbers up to 100</u></b></p>	<ul style="list-style-type: none"> <li>❖ Comparison of Numbers</li> <li>❖ Ascending and Descending orders</li> </ul>	<p>Show numbers on an abacus as tens and ones.</p> <p>Tell numbers looking at tens and ones blocks.</p>









**TAPOVAN INTERNATIONAL SCHOOL**  
**YEARLY SYLLABUS 2025-26**

**SUBJECT: SCIENCE**

**Class: I**

Sr. No.	Month	No. of Working Days	No. & Name of the Chapter / Lesson	Content /sub Topics	Activities
1.	April	22	Ch-1. Living and Non-Living things	<ul style="list-style-type: none"> <li>➤ Living and non-living things.</li> <li>➤ Natural and man-made things.</li> </ul>	<b>Activity</b> <ul style="list-style-type: none"> <li>➤ Draw pictures of living and non-living things on a chart</li> </ul>
			Ch-2. Our surroundings	<ul style="list-style-type: none"> <li>➤ Our Surroundings.</li> <li>➤ Clean and green surroundings.</li> </ul>	<b>Experiments</b> Scientific pranks for April Fool's *Sugar embarrassment *Drink eruption  
2.	June	23	Ch-5. Human Body	<ul style="list-style-type: none"> <li>➤ Parts of our body.</li> <li>➤ Our sense organs.</li> <li>➤ Growing up.</li> </ul>	<b>Activity</b> Students will observe various kinds of objects around them and ask to use their senses to classify them according to touch, smell, sound, sight.
			Ch-3. Plant World	<ul style="list-style-type: none"> <li>➤ Types of plants, parts of a plant, where plants come from</li> </ul>	<b>Activity</b> <ul style="list-style-type: none"> <li>➤ Students will prepare a greeting card using fallen leaves.</li> </ul>
3.	July	26	Ch-6. Food from plants	<ul style="list-style-type: none"> <li>➤ Food from plants.</li> <li>➤ Other foods from plants</li> </ul>	<b>Activity</b> Students will draw a parts of plant in the notebook
			Ch-8 Food for healthy Body	<ul style="list-style-type: none"> <li>➤ Keeping clean and fit.</li> <li>➤ Good manners</li> </ul>	<b>Activity</b> <ul style="list-style-type: none"> <li>➤ Prepare a chart of healthy and unhealthy food.</li> </ul>

4.	August	18	Ch-9. Keeping Healthy and Fit	<ul style="list-style-type: none"> <li>➤ Food from plants and animals.</li> <li>➤ Food in a day.</li> <li>➤ Good food habits.</li> </ul>	<u>Experiments</u> Sink and Float (using lemon)
5.	September	25	Ch-11. Keeping Safe	<ul style="list-style-type: none"> <li>➤ Keeping safe at home, at school, on the road, on the playground, in a swimming pool.</li> </ul>	<u>Activity</u> <ul style="list-style-type: none"> <li>➤ Draw five safety signs you see on the road</li> </ul>
<b>REVISION FOR HALF YEARLY EXAM</b>					
6.	October	12	Ch-4 Animal world	<ul style="list-style-type: none"> <li>➤ Types of animals, where animals live.</li> </ul>	<u>Activity</u> <ul style="list-style-type: none"> <li>➤ Students will paste pictures of animals and write their names</li> </ul>
7.	November	22	Ch-7 Food and Homes of Animals  Ch-12. Air	<ul style="list-style-type: none"> <li>➤ Food of animals, homes of animals.</li> <li>➤ Air takes up space.</li> <li>➤ Air has weight.</li> <li>➤ Uses of air.</li> </ul>	<u>Activity</u> <ul style="list-style-type: none"> <li>➤ Students will paste pictures of homes of animals and write their names</li> </ul>
8.	December	25	Ch- 10. Housing and clothing	<ul style="list-style-type: none"> <li>➤ Need of clothes</li> <li>➤ Different types of clothes.</li> <li>➤ Houses and rooms in house.</li> </ul>	<u>Activity</u> <ul style="list-style-type: none"> <li>➤ Prepare a chart of different types of clothes.</li> </ul>

			<b>Ch-13. Water</b>	<ul style="list-style-type: none"> <li>➤ Sources of water</li> <li>➤ Storage of water</li> <li>➤ Uses of water and clean water.</li> </ul>	<u><b>Experiments</b></u> Water fountain 
9.	January	17	<b>Ch-14. Weather and Seasons</b>  <b>Ch-15. The Sun, Moon and Stars</b>	<ul style="list-style-type: none"> <li>➤ Weathers</li> <li>➤ Seasons</li> <li>➤ The Sun</li> <li>➤ The Moon</li> <li>➤ The Stars</li> </ul>	<u><b>Experiments</b></u> A refraction rainbow  <u><b>Activity</b></u> Students will draw a picture of earth, moon and sun.
10.	February	23	<b>Revision.</b>		
11.	March	10	<b>Final Examination (2026)</b>		

Name of the Teacher: Ms. Shraddha Modi



**TAPOVAN INTERNATIONAL SCHOOL**  
**YEARLY SYLLABUS 2025-2026**

**SUBJECT : Hindi**

**Class : I**

Sr. No.	Month	No. of Working Days	No. & Name of the Chapter / Lesson	Content / Sub Topics	Activities
1	April	19	वर्णमाला - स्वर	स्वरों की पहचान व उच्चारण करना सीखेंगे। स्वरों की निशानी को समझना। चित्रों के माध्यम से स्वरों की पहचान और निशानी सिखाना।	स्वर की मात्रा को ध्यान में रखकर चित्र बनाना और मिलान करेंगे।
			व्यंजन	चार्ट और पूर्व ज्ञान की सहायता से व्यंजन, वर्णमाला की पहचान व उसका उच्चारण करना सीखेंगे और याद करेंगे।	शब्दों का उनके चित्रों के साथ मिलान करना और चित्रों के नाम का पहला वर्ण लिखकर नया शब्द बनाइए।
			शब्द रचना - दो व तीन अक्षर वाले शब्द  चार अक्षर वाले शब्द	<ul style="list-style-type: none"><li>➤ पढ़ने-लिखने की शुरुआत के लिए बच्चों के जीवन से जुड़ी बातों को आधार बनाकर दो व तीन अक्षरों को जोड़कर शब्द बनाकर उच्चारण करेंगे तथा पढ़ना-लिखना सीखेंगे।</li><li>➤ बिना मात्रा वाले चार वर्णों को जोड़कर शब्द पढ़ना तथा लिखना सीखेंगे। साथ-साथ सोचने, समझने में सहायता मिले।</li></ul>	नए शब्द बनाइए और वर्ग-पहेली से नाम ढूँढ़िए।
			बिना मात्रा वाले शब्द और वाक्य बनाना पदक्रम	वर्ण को सही क्रम में रखकर वाक्य एवं शब्द बनाना सीखने का प्रयास करेंगे।	गृहकार्य (अभ्यास)

2.	June	20	सुलेखन और श्रुतलेखन पुनरावर्तन वर्णमाला	<ul style="list-style-type: none"> <li>➤ शब्दों को सुनकर शुद्ध लिखने का अभ्यास करेंगे तथा भाषा कौशलता का विकास करें।</li> <li>➤ शुद्ध वर्णमाला संबंधी घूमावों की जानकारी प्राप्त करने के बाद सुलेखन करेंगे और अपनी क्षतियों को दूर करें।</li> </ul> <p>पुनरावर्तन द्वारा सिखाए गए पाठ का ज्ञान परख करेंगे।</p>	सुनकर वर्ण के उच्चारण को समझ कर लिखना। प्रपत्र के माध्यम से अभ्यास कार्य करना।
			आ, इ, ई, उ और ऊ की मात्रा	<ul style="list-style-type: none"> <li>➤ मात्रा की पहचान करेंगे तथा अक्षरों के साथ जोड़कर उनका उच्चारण करना एवं पढ़ना सीखेंगे।</li> <li>➤ दिए गए शब्दों को सही क्रम में लिखकर सही शब्द बनाना।</li> </ul>	नए शब्द बनाइए और बच्चों की समझ बढ़ाने वाली रुचिकर गतिविधियाँ करना।
			पदक्रम <ul style="list-style-type: none"> <li>➤ चंदा मामा दूर के (खेल गीत)</li> <li>➤ दादा-दादी (आनंदमयी गीत)</li> </ul>	<ul style="list-style-type: none"> <li>➤ चित्र को देखकर कहानी बनाएँ और कक्षा में सुनाएँ। (अभिनय गीत और खेल गीत)</li> <li>➤ कविता के माध्यम से परिवार के सदस्यों के नामों साथ कार्य की पहचान कराना।</li> </ul>	अभिनय करना।
3.	July	23	ऋ, ए, ऐ, ओ, और औ की मात्रा	<ul style="list-style-type: none"> <li>➤ मात्रा की पहचान करेंगे तथा अक्षरों के साथ जोड़कर उनका उच्चारण करना एवं पढ़ना सीखेंगे।</li> <li>➤ अक्षरों और मात्रा को मिलाकर कविता पठन करना तथा नए शब्दों से अवगत कराना।</li> </ul>	चित्र को उनके नामों से मिलाएँ।
			मुर्गा बोला कुकड़-कूँ कबरी-झबरी बकरी हवा	<p>कविता में आए शब्दों के उच्चारण करेंगे और मात्रा की पहचान करेंगे। नए शब्दों को जाने।</p> <p>परिवार के सदस्यों को पहचाने तथा जीव-जगत को जानेंगे।</p>	कविता से पक्षियों के नाम ढूँढ़कर लिखेंगे।
4.	August	14	अं (अनुस्वार)) अँ (चंद्रबिंदु) अः (विसर्ग))	अनुस्वार, चंद्रबिंदु तथा विसर्ग का महत्व समझाना और सही स्थान पर मात्रा लगाकर शब्द पूर्ण करना	जोड़कर शब्द बनाना।

			रंगों के नाम आकार के नाम फलों के नाम अंगों के नाम	जीवन जगत में उपयोगी शब्दों को जाने और अपने व्यावहारिक जीवन में उसका उपयोग करेंगे।	भिन्न प्रकार के आकर को बनाकर उसमें रंग भरे। फलों के चित्र बनाकर सही रंग भरना और समझना।
			व्याकरण - विराम-चिह्न (। और ?)	विराम-चिह्न की परिभाषा समझाकर उनका वाक्यों में कब, कहाँ, कैसे उपयोग किया जाता है बताना व लिखाना।	वाक्यों में विराम-चिह्न का प्रयोग।
5.	September	22	समान अर्थ वाले शब्द	समान अर्थ वाले शब्द की परिभाषा समझाते हुए समान अर्थ वाले शब्दों से अवगत करवाना।	चित्र बनाकर उनके समान अर्थ वाले शब्द लिखेंगे।
			झूलम-झूली	हमारा खान-पान और माटी-पानी धरती का महत्व समझाना।	कहानी दिखाना।
			चित्र वर्णन	चित्र से संबंधित अपने विचारों को लिखकर प्रकट कराना।	चित्र देखकर उससे संबंधित वर्णन करवाना।
			पुनरावर्तन	अभ्यास पुस्तिका द्वारा अभ्यास करवाना।	
6.	October	10	व्याकरण - विलोम शब्द	परिभाषा व उदाहरणों के द्वारा विलोम शब्दों का अभ्यास कराना।	शब्द देखकर विलोम शब्द लिखाना।
			मेला रानी भी भुट्टे फूल रोटी	विशेष रूप से त्योहार का महत्व समझना। परिवार का महत्व और सभ्यों का महत्व समझाना। हमारा खान-पान का महत्व जानें।	खान पान के नाम की यादी बनाना। दो बहनें य दो भाई की बातें सुनाना।
7.	November	19	दिनों के महीनों के नाम रीना का दिन वाह, मेरे घोड़े बरखा और मेघा	गणित विषय के साथ जोड़कर दिनों के महीनों के महत्व समझाना। समय का महत्व समझाना ।	दिनों के महीनों के चार्ट बनाना। अपने दिनचर्या के बारे में बताना।
			व्याकरण - संज्ञा	परिभाषा व भेदों की जानकारी देना।	चित्र में से संज्ञा शब्द पहचानकर लिखेंगे।

8.	December	22	व्याकरण- अनुच्छेद लेखन	मेरा परिचय, मेरी माँ, मोर, पतंग, सूरज आदि विषय पर अपनी भाषा को व्यक्त करना सीखें।	लेखित कला का विकास करे कुछ नए विषय पर खुद लिखना सिखें।
			गिनती (१ से २०) जन्मदिवस पर पेड़ लगाओ कितनी प्यारी है ये दुनिया	पर्यावरण जागृति विषय पर समझाना। गणित और अन्य कार्य के लिए गिनती का महत्त्व सिखाना।	जन्मदिवस के अवसर पर वृक्षारोपण करने का वचन लेना।
9.	January	12	आलू की सड़क होली चाँद का बच्चा	त्योहार का महत्व और उसका आनंद जाने। प्राणी जगत के विषय पर जाने।	अभ्यास कार्य और चित्र वर्णन करवाना।  गद्यांश पर आधारित प्रश्नोंत्तर हल करना।
			चित्र वर्णन -तीन साथी	चित्र वर्णन से संबंधित बातों की जानकारी देकर उसका वर्णन लिखवाना।	
			पठन-अपठित गद्यांश	अपठित गद्यांश पर आधारित प्रश्न तथा उत्तर के अभ्यास से पढ़ने-लिखने और समझने की शक्ति का विकास करना।	
10.	February	20	पुनरावर्तन कार्य	अभ्यास पुस्तिका द्वारा पुनरावर्तन।	पुनरावर्तन कार्य

**Name of the Teacher:** Soni Tiwari,  
Madhu Dangwal



**TAQOVAN INTERNATIONAL SCHOOL**  
**YEARLY SYLLABUS 2025-26**

**SUBJECT: Artificial Intelligence (AI)**

**Class: I**

Sr.No	Month	Working Days	No. & Name of the Chapter	Content / Sub Topics	Activities
1	April	22	1. Computer- A machine	<ul style="list-style-type: none"><li>• Computer system (parts of computer)</li><li>• How does a computer work?</li><li>• Places where you see computer</li></ul>	<p>Show them pictures of computer system.</p> <p>Made them to identify the parts.</p>
2	June	23	2. Parts of a Computer	<ul style="list-style-type: none"><li>• How to switch on and shut down a computer properly</li><li>• Name of the parts</li></ul>	<p>Take them to the lab, show the different parts of computer, and make them to identify them.</p>
3	July	26	3. Uses of a Computer	<ul style="list-style-type: none"><li>• What is machine?</li><li>• Different type of machines?</li><li>• Computer – a smart machine</li></ul>	<p>Video on the topic will be played in lab.</p>
4	August	18	4. A Keyboard	<ul style="list-style-type: none"><li>• What can we do on a computer?</li><li>• Different places where computers are used.</li></ul>	<ul style="list-style-type: none"><li>• Make the students to type different alphabets, numbers and symbols.</li><li>• Use of caps lock, spacebar, enter and backspace key.</li><li>• Use of arrow keys.</li></ul>

5	September	25	5. A Mouse	<ul style="list-style-type: none"> <li>• What is mouse?</li> <li>• What is computer mouse?</li> <li>• How to hold mouse?</li> <li>• Use of mouse and buttons</li> </ul> <b>REVISION FOR HALF YEARLY</b>	Identify the mouse parts and draw it in a A4 sheet
6	October	12	6. MS Paint	<ul style="list-style-type: none"> <li>• How to open paint?</li> <li>• Using different tools in paint.</li> <li>• Learn how to keep fingers of computer keyboard.</li> </ul>	Practice session during Lab session
7	November	22	6. MS Paint (Continue)	<ul style="list-style-type: none"> <li>• How to draw shapes</li> <li>• How to erase a drawing</li> <li>• understand about different brushes</li> </ul>	Practice session during Lab session
8	December	25	7. Storage Devices	<ul style="list-style-type: none"> <li>• what are the storage devices we use ?</li> <li>•how is it useful</li> </ul>	Practice session how to save a file in computer
9	January	17	6. Storage Devices	<ul style="list-style-type: none"> <li>• What is storage?</li> <li>• What are type of storage devices?</li> </ul>	Make a family chart in word pad save and reopen it using mouse and keyboard.

10	February	23	REVISION FOR EXAM	
11	March	10	Final exam	

Name of the Teacher: **Ms.Sneha Dolly**



**TAPOVAN INTERNATIONAL SCHOOL**  
**YEARLY SYLLABUS 2025-26**

**SUBJECT: GUJARATI**

**Class: I**

Sr.No	Month	No.of Working Days	No. & Name of the Chapter / Lesson	Content / Sub Topics	Activities
1	April	22	હાથીભાઈ તો જાડા (બાળગીત) વ્યંજન -ક, ખ, ગ, ઘ, ચ	કવિતાગાન અક્ષરજ્ઞાન	બાળકો કવિતાગાનકર. બાળકો અક્ષરજ્ઞાન મેળવે.
2	June	23	અંક 1 થી 10 વ્યંજન- છ, જ, ઝ, ટ, ઠ ફળોના નામ	1 થી 10 અંક બોલવા અક્ષરજ્ઞાન ફળોની ઓળખ	બાળકો ગુજરાતી અંક બોલે. બાળકો અક્ષરજ્ઞાન મેળવે બાળકો ફળોના નામબોલે.
3	July	26	એકબિલાડી જાડી... (બાળગીત) વ્યંજન-ડ, ઢ, ડા, ત, થ	કવિતાગાન અક્ષરજ્ઞાન	બાળકો કવિતાગાનકરે. બાળકો અક્ષરજ્ઞાન મેળવે.
4	August	18	વ્યંજન- દ, ઘ, ન, પ, ફ શરીરના અંગોનાનામ	અક્ષરજ્ઞાન શરીરના અંગોનીસમજ	બાળકો અક્ષરજ્ઞાન મેળવે. શરીરના અંગોનાનામબોલવા.

5	September	25	પુનરાવર્તન મેઝકબિલાડી પાળી છે.	કવિતાગાન	બાળકો કવિતાગાન કરે.
6	October	12	ફૂલોનાનામ વ્યંજન-બ, મ, મ, ય, ર	ફૂલોની ઓળખ અક્ષરજ્ઞાન	બાળકો ફૂલોનાનામ બોલે. બાળકો અક્ષરજ્ઞાન મેળવે.
7	November	22	રંગોનાનામ વ્યંજન-લ, વ, શ, ષ, સ	રંગોની ઓળખ અક્ષરજ્ઞાન	બાળકો રંગોનાનામ બોલે. બાળકો અક્ષરજ્ઞાન મેળવે.
8	December	25	પ્રાણી-પક્ષીઓના નામ વ્યંજન-ફ, બ, ક્ષ, જ	પ્રાણી-પક્ષીઓની ઓળખ અક્ષરજ્ઞાન	બાળકો પ્રાણી-પક્ષીઓના નામ બોલે. બાળકો અક્ષરજ્ઞાન મેળવે.
9	January	17	સાતવારનાનામ ઋતુઓના નામ	સાતવારની ઓળખ ઋતુઓની ઓળખ	બાળકો સાતવારનાનામ અને ઋતુઓના નામ બોલે.
10	February	23	પુનરાવર્તન		

**Name of the Teacher :Mrs. Nilam Patel**