



TAPOVAN INTERNATIONAL SCHOOL
YEARLY SYLLABUS 2025-26

SUBJECT: ENGLISH

Class: III

Sr. No.	Month	No. of Working Days	No. & Name of the Chapter / Lesson	Content / Sub Topics	Activities
1	April	22	<u>Grammar and Writing</u> Reading Comprehension 1. Alphabetical Order 2. Sentences 3. Questions 4. Capitals Letter and Full Stop 5. Comma <u>LITERATURE: Unit 1</u> Fun with Friends 1. Colours	<ul style="list-style-type: none"> Students will read and understand the comprehension. They will develop their vocabulary and will write answers independently. Students will be able to arrange the words in alphabetic order. To aid the students in formulating the correct meaningful sentences. The students will be able to frame questions on their own. The students will learn the correct uses of punctuation marks. The poem will help the child to inculcate some optimistic thoughts like every morning is the dawn of the new day. The main objective of the lesson is to appreciate nature. They will narrate the story in their own words and try to answer the questions in their own words. 	<ul style="list-style-type: none"> Students will read the passage and they will solve the textbook exercises themselves. Practice work on textbook exercises. Recitation of the poem. Oral questions and reinforce the lesson. <p>Task- Writing</p>

			<u>WRITING</u> Picture Composition	<ul style="list-style-type: none"> Students will be able to describe the picture in their own words. 	To draw pictures of 'day' & night' and ask the children to write two words each from each picture. OR Write a paragraph on 'Your favorite thing in nature' OR Draw an imaginary garden with morning scenery and write 5 sentences about it. <ul style="list-style-type: none"> Help students to practice descriptive writing.
2	June	23	<u>Grammar and Writing</u> Reading Comprehension 6. Nouns 7. Nouns: Common and Proper 8. Nouns: Singular and Plural 9. Nouns: Male and Female <u>LITERATURE: Unit 1 Continue.</u> 2. Badal and Moti 3. Best Friends	<ul style="list-style-type: none"> Students will read and understand the comprehension. They will develop their vocabulary and will be able to write answers independently. Students will learn to identify nouns and kinds of nouns (common/proper) and use them correctly. They will learn the rules for changing from singular to a plural nouns, masculine to feminine, and identify the gender. (Masculine, Feminine, Common, Neuter) The main objective of the lesson is that the students will understand the Value Education and kindness, They will learn to read independently and narrate the story in their own words as well as answer questions without help. 	<ul style="list-style-type: none"> Students will read the passage and answer the questions independently. Students will solve the given worksheet of nouns. Recitation of the poem. Students will read the story, they will paste a picture related to the lesson in their notebook, and describe it in their own words. <p>Task- Integrate with science Bird nest.</p> <ul style="list-style-type: none"> Students have to germinate a seed, list the things & conditions

			<u>WRITING</u> Picture Description	<ul style="list-style-type: none"> Students will be able to describe the picture in their own words. 	needed for germination/ growth of a plant
3	July	26	<u>Grammar and Writing</u> Reading Comprehension Ch. 11 Adjectives Ch. 12 Comparisons Ch. 13 Pronouns <u>LITERATURE: Unit 2</u> <u>Toys and Games</u> Ch.4. Out in the Garden <u>WRITING</u> Paragraph Writing REVISION FOR PT-1	<ul style="list-style-type: none"> Students will read and understand the comprehension. They will develop their vocabulary and will write answers independently. Students will learn to identify and use adjectives in sentences to describe nouns. Positive, Comparative, Superlative Students will understand how to use a pronoun in a sentence and which pronoun should be used. Students will recite the poem with proper pauses and pronunciation. Read the new words with understanding. 	<ul style="list-style-type: none"> Students will read the passage and they will solve the textbook exercises themselves. Practice work on paragraph writing.

4	August	18	<p><u>Grammar and Writing</u></p> <p>Reading Comprehension</p> <p>Ch. 14 Articles: - A, An, The Ch. 15 Verbs Ch: 16 Am, Is, Are</p> <p><u>LITERATURE: Unit 2 Continue..</u></p> <p>Ch.5. Talking Toys Ch.6. Paper Boat</p> <p><u>WRITING</u></p> <p>Paragraph Writing</p>	<ul style="list-style-type: none"> Students will read and understand the comprehension. They will develop their vocabulary and will write answers independently. Students will learn to apply 'A', 'An' 'The' correctly in sentences Students will learn about verbs and use them accordingly. Students will understand how to use helping verbs appropriately in sentences. To help students to understand the role of the helping verbs and main verbs. The main objective of the lesson is that the students will learn to appreciate traditional toys. They will learn to read independently, narrate the story in their own words as well as answer questions without assistance. The students will learn to organize their ideas and write a short paragraph on any given topic 	<ul style="list-style-type: none"> Students will read the passage and they will solve the textbook exercises themselves. Solve the textbook exercises and give more exercises on verbs, such as helping verbs and main verbs. Providing worksheet. Student will make a colorful paper boat. Students will read the story and will solve comprehensive-based exercises. <u>Topics</u> My school My best friend My Family <p>Task- Speaking</p> <p>The importance of water in our life.</p> <p>OR Students will imagine the visuals of beaches from calendars/newspapers/periodicals collected by the children and speak a few lines based on a picture.</p> <p>Task- Speaking</p> <p>Draw or paste a picture of balloons on A4 size paper and speak a few lines about it.</p>
---	--------	----	--	---	--

5	September	25	<u>Tenses</u> 1. Present Continuous Tense 2. Past Continuous Tense 3. Future Continuous Tense <u>WRITING</u> Informal letter writing REVISION FOR HALF-YEARLY EXAM	<ul style="list-style-type: none"> Students will learn to identify different kinds of tenses and use them appropriately in sentences. Format of informal letter. 	<ul style="list-style-type: none"> Practice work on writing an informal letter. Task- Speaking
6	October	12	<u>Grammar and Writing</u> Reading Comprehension Ch. 17 Have, Has, Had Ch. 18 Was, Were <u>LITERATURE: Unit 3: Good Food</u> Ch.7. The Big Laddoo	<ul style="list-style-type: none"> Students will read and understand the comprehension. They will develop their vocabulary and will write answers independently. Students will understand how to use helping verbs appropriately in sentences. To help students to understand the role of the helping verb and main verb. The students will listen, enjoy, and recite the poem with proper voice modulation, and rhythm. The main objective of the lesson is that the students will learn to appreciate nature. They will learn to read independently, narrate the story in their own words as well as answer questions without help. 	<ul style="list-style-type: none"> Students will read the story and solve the comprehension-based exercises. Providing worksheet. Students will speak about their favorite food.

7	November	22	<p><u>Grammar and Writing</u></p> <p>Ch.20 Adverbs</p> <p>Ch.21 Conjunctions</p> <p>Ch.22 Prepositions</p> <p>Ch. 23 Interjections</p> <p><u>LITERATURE: Unit 3 Continue...</u></p> <p>Ch.8. Thank God</p> <p>Ch.9 Madhu's Wish</p> <p><u>Writing</u> Letter writing: Informal</p>	<ul style="list-style-type: none"> Students will learn to identify and use adverbs correctly in sentences. To identify and use the conjunction correctly. They will also learn the correct usage of and, but, or, because, so Students will learn to use prepositions correctly in sentences to show the relation between two things The lesson's main objective is to familiarize the students with farming and Importance of water. Practice writing an informal letter. 	<ul style="list-style-type: none"> Worksheet on adverbs, conjunctions, and prepositions. <p>Group Activities</p> <ul style="list-style-type: none"> Student will discuss about importance of water, and they will share their personal experience about hiccups. <p>Task- Reading</p> <ul style="list-style-type: none"> Practice work on writing an informal letter.
8	December	25	<p><u>Grammar and Writing</u></p> <p>Ch. 10 The 's'</p> <p>Ch. 19 Short Forms</p> <p><u>LITERATURE: Unit 4 The Sky</u></p> <p>Ch.10.Night</p>	<ul style="list-style-type: none"> Make them understand where to use apostrophe 's' Make students understand how to write short forms in English Recitation of the poem individually or in groups with correct pronunciation and intonation. 	

			<u>WRITING</u> Letter writing: Informal REVISION FOR PT-2	<ul style="list-style-type: none"> Practice writing an informal letter. 	
9	January	17	<u>GRAMMAR</u> Ch .24 Understanding Words better <u>LITERATURE: Unit 4 Continue...</u> Ch.11.Chanda Mama Counts the stars. Ch.12. Chandrayaan	<ul style="list-style-type: none"> Students will know about the same sounds words The main objective of the lesson is to make the students understand about different phases of moon and story of Mission Chandrayaan 	<ul style="list-style-type: none"> Oral drilling. Task- Speaking <ul style="list-style-type: none"> Enactment of the play. Dramatization of the lesson in pairs Arrange the sequence of the dialogue-wise Newspaper clipping collection Moon stories sharing in mother tongue.
10	February	23	<u>WRITING</u> Paragraph Writing REVISION FOR FINAL EXAM	<ul style="list-style-type: none"> The students will learn to organize their ideas and write a short paragraph on any given topic. 	<u>Topics</u> <ul style="list-style-type: none"> Importance of Tree/ Environment My favourite festival Task- Listening
11	March	10	FINAL EXAM		

Name of the Teacher: Sonam Singh, Disha Chandra


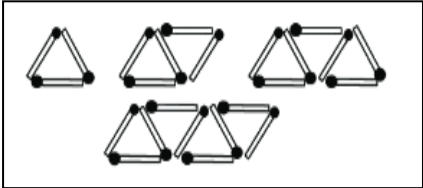


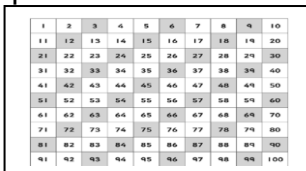
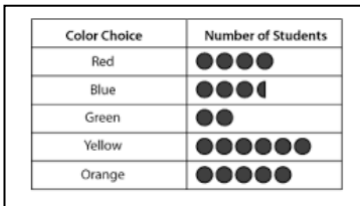
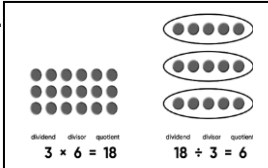

TAPOVAN INTERNATIONAL SCHOOL



YEARLY SYLLABUS 2025-26

SUBJECT: MATHEMATICS



Class: III


Sr. No.	Month	No. of Working Days	No. & Name of the Chapter / Lesson	Content / Sub Topics	Activities
1.	April	22	<u>Ch-1 (Numbers Beyond 999)</u>	<ul style="list-style-type: none"> 4-digit numbers on Spike Abacus Place value of a digit in a number Comparison of numbers Successors and predecessors Building numbers and Even & odd numbers 	To understand 4-digit numbers by making greatest and smallest 4-digit numbers using different digits.
2.	June	23	<u>Ch-2 (Addition)</u>	<ul style="list-style-type: none"> Alternative methods of addition Adding 3-digit numbers with regrouping Adding 4-digit numbers without regrouping 	Draw or paste the cutouts of five symmetrical figures. 
			<u>Ch-8 (Geometry)</u>	<ul style="list-style-type: none"> Description of basic shapes Making shapes using matchsticks Solid shapes Closed & open figures and Symmetry 	
3.	July	26	<u>Ch-3 (Subtraction)</u>	<ul style="list-style-type: none"> Alternative methods of subtraction Subtraction of 3-digit numbers with regrouping Addition and subtraction together Subtracting bigger numbers 	Make patterns using matchsticks. 
			<u>Ch-9 Patterns</u>	<ul style="list-style-type: none"> Patterns using square sheet and grid of dots Shapes in a pattern & number patterns 	

4.	August	18	<u>Ch-4 (Multiplication)</u>	<ul style="list-style-type: none">• Multiplication tables• Multiplication of a 3-digit number by a 1-digit number• Multiplying by 10, 20, 30,, 90• Multiplying by 100, 200, 300, 400• Multiplying a number by 1• Multiplying 2-digit numbers	Build a table on a hundred grid by using your name. Colour the box yellow every time the name completes. 	
			<u>Ch-13 (Data Handling)</u>	<ul style="list-style-type: none">• Pictographs 	Draw a pictograph to show the favourite colour of the students of your class.	
5.	September	25	Revision			Writing and representing division facts for a multiplication fact on an A-4 size paper. 
			<u>Ch-5 (Division)</u>	<ul style="list-style-type: none">• Division as equal sharing• Division as repeated subtraction• Division using number line• Division as inverse of multiplication• Division using multiplication tables		
6.	October	12	<u>Ch-5 (Division)</u> continue.....	<ul style="list-style-type: none">• Properties of division• Four operations together		
			<u>Ch-6 (More About Division)</u>	<ul style="list-style-type: none">• Long form of division & parts of division• Division with remainder		
7.	November	22	<u>Ch-6 (More About Division)</u> continue.....	<ul style="list-style-type: none">• Division of 2 & 3-digit numbers	Draw and colour the flag of India. Write fractions for different colours. 	
			<u>Ch-7 (Fractions)</u>	<ul style="list-style-type: none">• Half, one-third, one-fourth of a whole• Parts of a collection• Numerator and denominator of a fraction		


8.	December	25	<u>Ch-10 (Measurement)</u>	<ul style="list-style-type: none"> Measuring with a scale Conversion of metres into centimetres and vice-versa Measurement of mass (weight) Measurement of capacity 	To understand the relationship between millilitres and litres and complete the table to make the required quantity.
			<u>Ch-11 (Time)</u>	<ul style="list-style-type: none"> Time in quarter hours 	
9.	January	17	<u>Ch-11 (Time)</u> continue.....	<ul style="list-style-type: none"> Use of the words past and to Calendar 	<p>Look at this year's calendar and find the date of given festivals. Make a time line , stick pictures and arrange in the order in which they come in the year.</p> 
			<u>Ch-12 (Money)</u>	<ul style="list-style-type: none"> Writing money in short form Conversion Addition and subtraction of money Multiplication and division of money 	<p>Stick the wrappers of any 5 items (chocolate, soap etc.) on an A-4 size paper. Write their estimated cost first and then actual cost. Observe which is more for each item (estimated / actual).</p> 
10.	February	23	Revision		

Name of the Teacher : Aditi Sood

					<ul style="list-style-type: none"> • Picture based • Application • Experiential Learning - Germination of seed(Pg. no.23) (To grow a plant from seed) • Life Skills and Integration <p>Experiment: CO2 Extinguisher</p>
			3. Birds	<ul style="list-style-type: none"> • Body parts of a bird • How do birds fly? • Food habits of birds • Nests of birds 	<p>Activity: (Pg no. 34 &35)</p> <ul style="list-style-type: none"> • Art Integration • Critical Thinking • Problem solving, Enquiry • Project Work - Make a model of bird's nest using some waste materials  <ul style="list-style-type: none"> - Make a bird bath
3.	July(PT-1 from 14-07-25 to 18-07-25)	26	4. Human Body: A Living wonder	<ul style="list-style-type: none"> • Human body • Organ systems of human body • Staying fit and healthy 	<p>Activity:(Pg. no. 41,44,45)</p> <ul style="list-style-type: none"> • Enquire and share • Problem Solving • Life skills and Integration <p>Integrated to Physical Education</p> <p>Experiment: Float a marker man</p> 
			5. Food and Feeding Habits of Animals	<ul style="list-style-type: none"> • Eating habits of animals • How do animals feed? • Food Chain • Taking care of animals 	<p>Activity:(Pg. no. 53,54,55)</p> <ul style="list-style-type: none"> • Enquiry, Picture based • Understanding Problem solving • Project and Experiential Learning • Application • Life skills and Integration

			REVISION FOR PT-1		
4.	August	18	6. Housing and clothing	<ul style="list-style-type: none"> • Good and clean house • Clothes and fibres, 	Activity:(Pg. no. 60,61) <ul style="list-style-type: none"> • Analyze • Understanding Problem solving • Integrated to Social Studies (Pg. no. 63)
			7. Safety and First Aid REVISION FOR HALFYEARLY EXAM	<ul style="list-style-type: none"> • Safety on road, at home, at school • First Aid 	Activity:(Pg. no. 70,71) <ul style="list-style-type: none"> • Picture Based • Case Study Based • Art Integration (Poster on road safety) 
5.	September (Half Yearly from 12/09/25 to 22/09/25)	25	REVISION FOR HALFYEARLY EXAM 8. Soil: A Natural Wonder	<ul style="list-style-type: none"> • Soil and its formation • Components of soil • Uses of soil Taking care of soil 	Activity: <ul style="list-style-type: none"> • Enquiry • Experiential Learning (Page No.75) - Layers of soil • Art Integration. -Make Clay toys

[illegible]

9.	January	17	13.Sun, Moon and Stars	<ul style="list-style-type: none"> • The sun • The stars • The planets The moon 	<p><u>Activity:</u></p> <ul style="list-style-type: none"> • Integrated to language • Art integrated • Picture based <p><u>Experiment:</u> Giant finger prints</p>
10.	February	23	14.The Earth	<ul style="list-style-type: none"> • The Earth • Movements of the Earth 	<p><u>Activity:</u></p> <ul style="list-style-type: none"> • Understanding and Application • Think Green (Earth Day) <p><u>Experiment:</u> Water Tornado</p> 
11	March	10	Final Examination (2026)		

Name of the Teacher: LATA PATEL







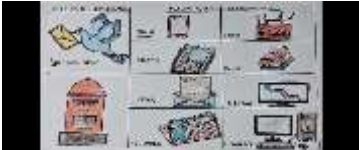
TAPOVAN INTERNATIONAL SCHOOL




YEARLY SYLLABUS 2025-26

SUBJECT: Social Science

Class: III

Sr. No.	Month	No. of Working Days	No. & Name of the Chapter / Lesson	Content / Sub Topics	Activities
1.	April	22	1. The Earth - Our Home	<ul style="list-style-type: none"> To learn about the Solar system, Shapes, Size and Surface of Earth, Sky and Horizon. 	1) Make a Model of Solar System. 
			2. How Our Earth Looks	<ul style="list-style-type: none"> Students will learn about Globe, Maps, Directions, Continent and Oceans. 	Make a compass with the help of cardboard. 
2.	June	23	3. Our Country India	<ul style="list-style-type: none"> To Know about the Physical Division of India like Mountains, Northern Plains, Coastal Plains, Plateau, , Deserts, Peninsula and Islands. To learn about reading of different type of maps with the help of Atlas. 	
			4. Indian States	<ul style="list-style-type: none"> To learn about Indian States and Union Territories, Central Government and State Government. 	1) Students will make a list of Present ministers working in your state government.

3.	July	26	5. Food We Eat	<ul style="list-style-type: none"> To learn about Food Grains, Pulses, Fruits and Vegetables, Types of Food. Students will also learn to read the map showing cropping areas with the help of Atlas book. 	1) Draw a map and write down the famous food item in the particular state.
			06. Indian Dresses	<ul style="list-style-type: none"> Dresses worn in different areas. Men and women dresses according to Occasion. 	2) Students will draw or paste picture of dresses worn in different region of India.
			7. Our Festivals	<ul style="list-style-type: none"> To know about Importance of festivals and Different festivals of India like Religious festivals, Harvest festivals and Festivals of North India. 	
4.	August	18	8. Means of Transport	<ul style="list-style-type: none"> To learn about the different means of transport like Land transport, Water transport, Air transport and Animal used as means of transport. 	1) Students will draw or paste pictures of different means of transport.
			9.Means of Communication	<ul style="list-style-type: none"> To learn about Meaning of Communication, Means of Communication and Types of Communication in the Modern World. 	2) Students will paste pictures of different means of communication.
			10.Occupation	<ul style="list-style-type: none"> To learn about Occupations, Types of Occupations, Some Other Occupation of Indian People. (Role Play of Community Helpers) 	
5.	September	25	11. People Who Help Us	<ul style="list-style-type: none"> To learn about the role of a Postman, the role of a Doctor, the role of a Teacher, the role of a Policeman. <p style="text-align: center;">REVISION FOR HALF-YEARLY EXAM</p>	1) Student will play role of any one helpers of society.

6.	October	12	12. Delhi Capital City	<ul style="list-style-type: none"> To know about the Climate, Food, Festivals, Transport and Famous buildings of Delhi. 	Make a pictorial collage on Historical places of Delhi. 
7.	November	22	13. Mumbai	<ul style="list-style-type: none"> To know about Climate, Industries, Famous buildings, Food, Language, Festivals of Mumbai and Mumbai as Financial Capital. 	Make a list of places and persons you would like to visit in Mumbai.
8.	December	25	14. Kolkata	<ul style="list-style-type: none"> To know about location, Climate, Industries, Life of people and Important Places to visit in Kolkata. 	1) Write about the work done by Mother Teresa 
			15. Chennai	<ul style="list-style-type: none"> To know about location, Industries, Famous buildings and Life of people of Chennai. 	2) Student will collect information about two famous museums in Chennai.
9.	January	17	16. Discovery of Fire	<ul style="list-style-type: none"> To learn about Early men life, Uses of Fire for Early man and Tools they used. 	Students will make some utensils and toys from clay. 
			17. The Story of Wheel	<ul style="list-style-type: none"> To learn about Invention of Wheel, Discovery of Metals, Farming and Settled life of Early men. 	
10.	February	23		Revision for Final Exam	

Name of the Teacher: Ms. Sheba Thampi



TAPOVAN INTERNATIONAL SCHOOL
YEARLY SYLLABUS 2025-26

SUBJECT : Hindi

Class : III

Sr. No.	Month	No. of Working Days	No. & Name of the Chapter / Lesson	Content / Sub Topics	Activities
1	April	22	सेतुबंध - पाठ्यक्रम : वर्णमाला, मात्राएँ, अनुस्वार, अनुनासिक, संयुक्त व्यंजन तथा द्वित्व व्यंजन 'र' का प्रयोग।	वर्ण की परिभाषा बताकर वर्ण के प्रकार बताना उच्चारण के द्वारा अनुस्वार, अनुनासिक की व्याख्या व प्रयोग। विभिन्न प्रकार से 'र' का प्रयोग कब कहाँ कैसे किया जाता है, यह सिखाना।	वर्णमाला कंठस्थ कर सुनाएँगे।
			पाठ - १ सीखो	पद्य विधा से छात्र-छात्राओं को अवगत कराना। काव्य के माध्यम से प्राकृतिक सौंदर्य से अवगत कराना।	कविता याद कर कक्षा में सुनाएँगे।
			पाठ - २ चींटी	पद्य द्वारा श्रम के महत्व से अवगत कराना।	
			व्याकरण - संज्ञा	परिभाषा व भेदों की जानकारी उदाहरण के द्वारा देना।	फ्लैश कार्ड के द्वारा संज्ञा के भेदों की पहचान करेंगे। (कार्य - श्रुतलेख परीक्षण)
			लेखन - वाक्य बनाना, पदक्रम	शब्दों द्वारा वाक्य रचना कराना। शब्दों को सही क्रम में रखकर वाक्य बनवाना।	गृहकार्य द्वारा अभ्यास
			विलोम शब्द	परिभाषा व उदाहरणों के द्वारा विलोम शब्दों का अभ्यास कराना।	विलोम शब्दों का अभ्यास कार्य।
2.	June	23	पाठ - ३ कितने पैर?	गद्य के द्वारा बच्चों को जानवरों के पैरों की संख्या से अवगत कराना।	छात्र किस जानवर के कितने पैर हो सकते हैं की सारणी बनाएँगे।

			पाठ-४ बया हमारी चिड़िया रानी	पद्य के माध्यम इस जानकारीसे अवगत कराना कि मानव को ही नहीं बल्कि घरों की आवश्यकता पशु-पक्षियों को भी होती है। (केवल पठन)	छात्र पक्षियों के घोंसलों की चित्र सहित तालिका तैयार करेंगे।
			व्याकरण - वचन विराम-चिह्न	वचन की परिभाषा व भेदों की जानकारी देना। विराम-चिह्न की परिभाषा समझाकर उनका वाक्यों में कब, कहाँ, कैसे उपयोग किया जाता है बताना व लिखवाना।	कक्षा में उपलब्ध वस्तुओं के वचन परिवर्तित करेंगे। विराम-चिह्नों का चार्ट बनाना। (कार्य - पठन परीक्षण)
			लेखन - चित्र वर्णन	चित्र से संबंधित अपने विचारों को लिखकर प्रकट करवाना।	चित्र देखकर उससे संबंधित वर्णन करेंगे।
3.	July	26	पाठ - ५ आम का पेड़	गद्य के माध्यम से छात्र पेड़ों के लगाने की प्रक्रिया को समझेंगे तथा धैर्य और लगन के साथ पर्यावरण के प्रति प्रेम का विकास करना।	पौधा लगाकर उसकी देखरेख करेंगे।
			पाठ - ६ बीरबल की खिचड़ी	कहानी के माध्यम से छात्रों को अन्याय के खिलाफ आवाज़ उठाने के बारे में बताना।	अकबर बीरबल का किस्सा कक्षा में सुनाएँगे।
			पाठ - ७ मित्र को पत्र	पत्र के माध्यम से भारत के पूर्वोत्तर क्षेत्रों की परंपराओं से अवगत कराना।	
			व्याकरण - सर्वनाम, लिंग	परिभाषा व सर्वनाम शब्दों को उदाहरण द्वारा बताना। लिंग की परिभाषा बताकर उदाहरण सहित लिखवाना।	वाक्यों में निहित सर्वनाम को पहचान कर लिखवाना। खेल के माध्यम से लिंग शब्दों की पहचान करेंगे। (कार्य - बोलने का कौशल परीक्षण)

			लेखन - अनौपचारिक पत्र	पत्र लेखन के नियमों की जानकारी देकर अनौपचारिक पत्र लिखवाना।	गृहकार्य द्वारा अभ्यास।
4.	August	18	पाठ- ८ चतुर गीदड़	कहानी के माध्यम से छात्रों को बताना कि समस्या का समाधान सदैव सूझ-बूझ तथा धैर्य के साथ लेना चाहिए से अवगत कराना।	कहानी को अपने शब्दों में कक्षा में सुनाना।
			पाठ - ९ प्रकृति पर्व-फूलदेई	गद्य के माध्यम से फूलों का धार्मिक महत्व को बताते हुए फूलों के प्रकारों से अवगत कराना।	छात्र फूलों तथा पत्तों का तोरण तैयार करेंगे।
			व्याकरण - विशेषण,	विशेषण की परिभाषा समझाकर विशेषण शब्दों से अवगत कराना।	'पिता' की विशेषता बताते हुए आठ वाक्य स्वयं लिखेंगे।
			कहानी लेखन	कहानी लेखन के नियमों से अवगत कराकर चित्र व संकेतों के आधार पर कहानी लिखवाना।	विभिन्न विषयों पर आधारित कहानी लेखन करवाना। (कार्य - श्रवण कौशल परीक्षण)
5.	September	25	पाठ - १० रस्साकशी	पद्य के द्वारा विभिन्न तरह के खेलों से अवगत कराना। (केवल पठन एवं खेल के लिए)	छात्रों को दो वर्गों में बाँटकर रस्साकशी का खेल खिलाना।
			पाठ - ११ एक जादूई पिटारा	पद्य के द्वारा जादू के बारे में बताना। (केवल पठन तथा मनोरंजन के लिए)	छात्र कक्षा में अपनी पसंद का जादू करेंगे।
			व्याकरण - क्रिया, लेखन - अनुच्छेद लेखन	परिभाषा व क्रिया के भेदों को बताकर वाक्यों द्वारा अभ्यास कराना। अनुच्छेद लेखन के नियमों की जानकारी देकर विभिन्न विषयों पर अनुच्छेद लिखवाना।	क्रिया शब्दों के चित्र रंगीन कागज़ पर चिपकाएँगे। गृहकार्य द्वारा अभ्यास।



			पुनरावर्तन	अभ्यास पुस्तिका द्वारा अभ्यास करवाना।	
6.	October	12	पाठ -१२ अपना-अपना काम	छात्रों को अपने कार्यों को उत्साह के साथ करने की भावना से अवगत कराना।	छात्रों द्वारा किए गए किसी एक अच्छे कार्य को कक्षा में बताएँगे।
			लेखन -चित्र वर्णन	चित्र वर्णन से संबंधित बातों की जानकारी देकर उसका वर्णन लिखवाना।	अभ्यास कार्य द्वारा चित्र वर्णन करवाना।
			पठन-अपठित गद्यांश	अपठित गद्यांश पर आधारित प्रश्नों तथा उत्तरों के अभ्यास से पढ़ने-लिखने और समझने की शक्ति का विकास करना।	गद्यांश पर आधारित प्रश्नोत्तर हल करना। (कार्य - श्रुतलेख परीक्षण)
7.	November	22	पाठ -१३ पेड़ों की अम्मा 'थिमक्का'	वृक्षारोपण के अभियान की जानकारी देना।	फल तथा फूलदार वृक्षों की चित्र सहित सूची तैयार करेंगे।
			व्याकरण - वाक्यांशों के लिए एक शब्द	कई बार हम अनेक शब्दों के समूह के लिए एक शब्द का प्रयोग कर सकते हैं। ऐसे शब्दों से छात्रों को परिचित कराना।	छात्र अनेक शब्दों के समूह के लिए एक शब्दों की तालिका स्वयं तैयार करेंगे।
			लेखन - अनौपचारिक पत्र	पत्र लेखन का प्रारूप समझाकर लेखन का अभ्यास करवाना।	पत्र का लेखन अभ्यास कार्य। (कार्य - पठन परीक्षण)
8.	December	25	पाठ -१४ किसान की होशियारी	गध के द्वारा फसलों को उगाने तथा ऋतुओं से अवगत कराना।	वर्गपहेली की गतिविधि पूर्ण करेंगे।
			पाठ- १५ भारत	पद्य द्वारा छात्रों को भारत की पवित्र नदियों के बारे में अवगत कराना।	रंगीन कागज़ से मुकुट तैयार करेंगे।
			व्याकरण - पर्यायवाची-शब्द	परिभाषा व उदाहरण द्वारा पर्यायवाची शब्दों का अभ्यास कराना।	वाक्यों में विराम-चिह्न का प्रयोग। (कार्य - बोलने का कौशल परीक्षण)



			कहानी लेखन	कहानी के नियमों को बताकर चित्रों के आधार पर कहानी लिखवाना।	विभिन्न विषयों पर आधारित कहानी लेखन करवाना।
			पाठ - १६ चंद्रयान व्याकरण- मुहावरे	संवाद के माध्यम से चंद्रयान की जानकारी देना। मुहावरे का अर्थ समझाकर वाक्य में प्रयोग करवाना।	'सुनीता विलियम्स' के बारे में बताना। मुहावरों की सारणी बनाना।
9.	January	17	पाठ- १७ बोलने वाली माँद अनुच्छेद लेखन पठन-अपठित गद्यांश	कहानी द्वारा छात्रों को परेशानी में धीरज से काम लेना चाहिए से अवगत कराना। दिए गये विषय पर अनुच्छेद लेखन करवाना। अपठित गद्यांश पर आधारित प्रश्नों तथा उत्तरों के अभ्यास से पढ़ने-लिखने और समझने की शक्ति का विकास करना।	शेर का मुखौटा बनाएँगे। विषय पर आधारित अनुच्छेद लेखन करेंगे। गद्यांश पर आधारित प्रश्नोत्तर हल करना।
					(कार्य - श्रवण कौशल परीक्षण)
10.	February	23	पाठ- १८ हम अनेक किंतु एक पुनरावर्तन कार्य	काव्य के माध्यम से छात्रों में भारत की विविधता में एकता से अवगत कराना। अभ्यास पुस्तिका द्वारा पुनरावर्तन।	पाँच राज्यों के परिधानों के चित्र कागज़ पर चिपकाकर उनके नाम लिखेंगे। पुनरावर्तन कार्य
11.	March	23		Revision for Final Exam	

Name of the Teacher : Babita Darbari, Chetana Pandya



TAPOVAN INTERNATIONAL SCHOOL
YEARLY SYLLABUS 2025-26

SUBJECT: Artificial Intelligence (AI)

Class: III

Sr. No.	Month	No. of Working Days	No. & Name of the Chapter / Lesson	Content / Sub Topics	Activities
1.	April	22	Ch-1 computer system	<ul style="list-style-type: none">• How does a computer work.• Parts of computer.• What makes a computer powerful• Disadvantages of computer	<ul style="list-style-type: none">• Type the input and output devices name in a word file.
2.	June	23	Ch-2 Operating system: windows 10	<ul style="list-style-type: none">• Understand OS• Features of windows 10• Selecting, deselecting adjacent and non-adjacent items and icons.• Arranging desktop items• Sorting icons• Changing desktop background and screensaver• Mouse pointer shape• Shut down computer	<ul style="list-style-type: none">• Enquire and find which OS is installed in your parents laptop.
3.	July	26	Ch-3 Tux paint	<ul style="list-style-type: none">• How to open tux paint• Different shapes of paint brush• Difference between paint and line tool• Magic tool• Stamp tool	<ul style="list-style-type: none">• Practical for Tux paint in computer lab.

4.	August	18	Ch-3 Continue	<ul style="list-style-type: none"> • Rainbow effects • Printing a drawing 	
			Ch- 4 Microsoft Paint	<ul style="list-style-type: none"> • Simple shapes • How to colour the shapes • Add images into the working area • usage of different tools • setting a drawing as a desktop background • zooming the picture • saving and opening an image • closing a drawing 	<ul style="list-style-type: none"> • Practical will be done in lab.
5.	September	25	Ch-5 paint 3D	<ul style="list-style-type: none"> • How to open paint 3D • Components of paint 3 D • Drawing circles and spheres • What is Paint 3D • working with different types of brushes <p>REVISION FOR HALF YEARLY</p>	<ul style="list-style-type: none"> • Students will do the practice in Lab session
6.	October	12	Ch-6 MS Word 2016-Features	<ul style="list-style-type: none"> • Starting, entering text, selecting, inserting text. • Moving, copying deleting text. • Using undo and redo command • Spell check and grammar check • Thesaurus 	<ul style="list-style-type: none"> • Students will create a document of Safety using the features of word 2016.
7.	November	22	Ch-7 Internet	<ul style="list-style-type: none"> • Network • Internet • uses of internet • advantages of internet • disadvantages of internet • website • search engine 	<ul style="list-style-type: none"> • Students will search details about certain books or information in CBSE wesites etc

8.	December	25	Ch-8 Coding	<ul style="list-style-type: none"> • What is a code • coding based machines • advantages of coding • websites to learn coding • 	1. Practice in the LAB SESSION
9.	January	23	Ch-9 Applications for online Classes	<ul style="list-style-type: none"> • application for online classes • limitations • Characterstic of applications for online classes 	<ul style="list-style-type: none"> • Practice by joining Google meet/Zoom link set in ERP
10.	February	10	Revision for Final Exam		

Name of the Teacher: **Ms. Sneha Dolly**