


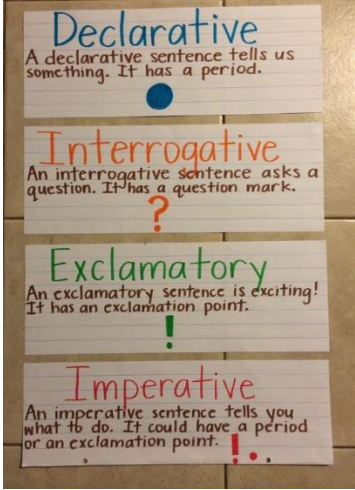


TAPOVAN INTERNATIONAL SCHOOL
YEARLY SYLLABUS 2025-26

SUBJECT: ENGLISH

Class: IV

Sr. No	Month	No. of Working Days	No. & Name of the Chapter	Content / Sub Topics	Activities
1	April	22	<p><u>LITERATURE</u> UNIT-1 Poem: Wake Up! Prose: Neha's Alarm Clock</p> <p><u>GRAMMAR & WRITING</u></p> <p>Ch-1 Alphabetical Order Ch-7 Nouns Ch-8 Kinds of Nouns Ch-9 Nouns: Number Ch-10 Nouns: Gender Ch-11 Nouns: Possession</p> <p>Reading Comprehension</p> <p>Frame your own sentences.</p>	<ul style="list-style-type: none"> The students will be able to realize about the body clock. The students will be able to read and understand the story. They will be able to enrich vocabulary, express ideas and write answer independently Students should be able to identify and define nouns. Kinds of Nouns- Common, Proper, Collective Singular and plural Nouns Masculine, Feminine, Common, Neuter Use of apostrophe (') Students will be able to write an informal letter. 	<ul style="list-style-type: none"> ➤ Recite the poem. ➤ Rhyming words identification. <p>Video of the story. They will solve and write the answers of given questions.</p> <p>Activity of Classify Nouns identify.</p> 

2	June	23	<p><u>Unit-2</u> Poem: Noses Prose: The Little Fir Tree</p> <p><u>GRAMMAR & WRITING</u></p> <p>Ch-2 The Sentences Ch-3 Subject and Predicate Ch-4 Kinds of Sentences Ch-5 Interrogative Sentences</p> <p>Ch-30 Letter Writing – Informal Letter</p>	<ul style="list-style-type: none"> A poem to learn the art of recitation. The lesson tells us what the fir tree wished for and finally realized that its own leaves were the best. To enrich vocabulary, express ideas, write answer independently. The two parts of Sentence- Subject & Predicate Kinds of sentences- Statements, Interrogative, Imperative, Exclamatory. Rules of Interrogative Sentences They will also learn to write an informal letter. 	<p>They will frame and write the answers of the competency-based questions.</p> <p>Video of the story.</p> <p>The text book exercises to make them understand the poem well as lesson clearly.</p> <p>Activity on ‘kinds of sentences’</p> 
---	------	----	--	--	---

3	July	26	<p><u>Unit-3</u> Poem: Run! Prose: Nasruddin's Aim</p> <p><u>GRAMMAR & WRITING</u></p> <p>Ch-6 Negative Sentences Ch-15 Verbs Ch-16 Verbs- Singular & Plural Ch-17 Present, Past Future, Tenses (Simple Tense Forms) Ch-18 Simple Present Tense Ch-36 Paragraph Writing</p> <p>RevisionforPT-1</p>	<ul style="list-style-type: none"> To learn about concentration that leads to success. The lesson tells us about how Nasruddin hit the target. A story to motivate to read other books on Nasruddin. To enrich vocabulary, express ideas, write answer independently. <ul style="list-style-type: none"> Rules of Negative Sentences Verbs as doing words Uses of is, am, are, was, were, has, have. Simple Present, Simple Past, Simple Future Tense Forms. <p>Usage of Simple Present Tense & sentence structure.</p> <ul style="list-style-type: none"> Students will develop an idea to write a Paragraph. 	<p>Video of the story.</p> <ul style="list-style-type: none"> ➤ Task- Speaking ➤ Speaking activity on "Concentration is essential for studies as well as sports." <p>Solving the textbook exercises given the textbook to make the concept clear.</p> <p>To enrich vocabulary, express ideas, write answer independently.</p> <p>Listening Activity</p>
---	------	----	--	--	--

4	Aug	18	<p><u>Unit-4</u> Poem: Why? Prose: Alice in Wonderland</p> <p><u>GRAMMAR & WRITING</u></p> <p>Ch-13 Articles Ch-19 Present Continuous Tense Ch-20 Paragraph Writing</p>	<ul style="list-style-type: none"> Students will enjoy the reading of the poem with their personal experience of being curious. The lesson tells us about Alice's adventure. To enrich vocabulary, express ideas, write answer independently. <ul style="list-style-type: none"> Articles- Indefinite (a, an), Definite (the). Learn the usage of present continuous tense & the structure of sentences. <ul style="list-style-type: none"> Students will be able to write a Paragraph their own. 	<p>Video of the story.</p> <p>Solving the exercises given in book to make the concept clear.</p> <p>Oral drill will be done of the students so that they will improve their listening and speaking skill.</p> <p>Task-worksheet based on tenses.</p> <p>Activity 'Identify the tense'</p>
---	-----	----	---	---	--

5	Sep	25	<p><u>Unit-5</u></p> <p>Poem: Don't be Afraid of the Dark Prose: Helen Keller</p> <p><u>GRAMMAR & WRITING</u></p> <p>Ch-12 Adjectives Ch-20 Simple Past Tense Ch-21 Simple Future Tense</p>	<ul style="list-style-type: none"> ● Students will enjoy the reading of the poem. ● To read and understand the story of Helen Keller that how she learnt to identify things. ● To enrich vocabulary, express ideas, write answer independently ● Explanation of the usage of past and future tense. ● Adjectives: Describing Words ● Form of Simple Past and Future Tense ● Learn the usage of Simple past & Simple future tense. ● Students will develop an idea to write a Paragraph. <p>Revision For Mid Term Exam</p>	<p>Video of the story.</p> <p>Writing few sentences about themselves. Students will read the story and will solve comprehensive based exercises. Solving the exercises given in textbook.</p> <p>Solving the 'Revision Sheet'.</p>
---	-----	----	---	--	--

6

Oct

12

Unit-6

Poem: Hiawatha

Prose: The Scholar's Mother Tongue

GRAMMAR & WRITING

Ch-14 Pronouns

Ch-30 Letter Writing-Formal Letter.

- A poem about a Red Indian boy.
- The lesson tells us about how Birbal intelligently found out the Scholar's mother tongue.
- A story to understand the importance of wit.
- To enrich vocabulary, express ideas, write answer independently.
- Personal Pronouns, Singular Pronouns, Plural Pronouns.
- Students will learn to write a formal letter.

Video of the story.

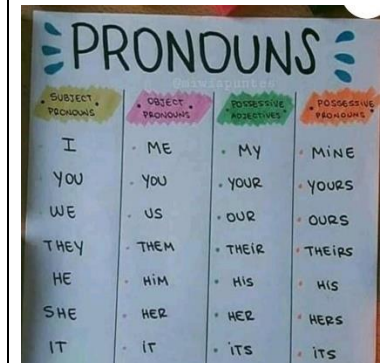
Task-Dictation

Encouraging students to be brave and courageous.

Students will read the story and will solve comprehension-based exercises.
Solving the exercises given in textbook.

Format of formal letter.
Task-Listening

Activity



SUBJECT PRONOUNS	OBJECT PRONOUNS	POSSESSIVE ADJECTIVES	POSSESSIVE PRONOUNS
I	ME	MY	MINE
YOU	YOU	YOUR	YOURS
WE	US	OUR	OURS
THEY	THEM	THEIR	THEIRS
HE	HIM	HIS	HIS
SHE	HER	HER	HERS
IT	IT	ITS	ITS

7	Nov	22	<p><u>Unit-7</u></p> <p>Poem: A Watering Rhyme Prose: The Giving Tree</p> <p><u>GRAMMAR & WRITING</u></p> <p>Ch-23 Preposition Ch-26 Punctuation Ch-30 Letter Writing-Formal Letter</p>	<ul style="list-style-type: none"> • The poems to recite together. • To explain the importance of 'Watering trees. • The lesson tells us about the sacrifices of a tree. • To enrich vocabulary, express ideas, write answer independently. <ul style="list-style-type: none"> • Preposition of time, place and movement. • Uses of the different punctuation marks & capital letters. • The students will be able to write a formal letter. 	<p>Video of the story.</p> <p>Task-Reading Enhancing their reading habit. Students will read the story and will solve comprehension-based exercises</p> <p>Solving the exercises given in textbook.</p> <p>Activity</p> <p>Write a paragraph in a creative way using proper punctuation marks.</p>
---	-----	----	---	--	--

8

Dec

25

Unit-8

Poem: Books

Prose: Going to Buy a Book

GRAMMAR & WRITING

Ch-22 Adverbs

Ch-24 Conjunctions

Ch-32 Writing a Story (cont...)

- The poem about a library.
 - The lesson tells us how the children bought books with the money given by grandfather.
 - To enrich vocabulary, express ideas, write answer independently.
 - Explanation of Conjunction and rules to use Joining Words
- Kinds of Adverbs : Manner, Time, Place, Frequency
- Enable students to write story with the help of given outlines.

Video of the story.

Task-Speaking
Speaking activity on 'A friend in need is a friend indeed'.

Discussion on different means of transport.

Solving the exercises given in textbook.

Ask students to narrate a story in the class.

Activity of 'Kinds of Adverb'



9	Jan	17	<p><u>Unit-9</u></p> <p>Poem: The Naughty Boy Prose: Pinocchio</p> <p><u>GRAMMAR & WRITING</u></p> <p>Ch-25 Interjections Ch-27 Understanding Words Better Ch- Past continuous Tense Ch-32 Writing a Story</p>	<ul style="list-style-type: none"> • A poem about a naughty boy. • The lesson tells us about the naughty puppet Pinocchio • To enrich vocabulary, express ideas, write answer independently. <p>Learn the usage of Interjections to express feelings. Use of Past continuous Tense (When to use & how to use)</p> <p>Understanding about confusing words.</p> <p>Practice of story writing</p>	<p>Drawing on Save Environment. Students will read the story and will solve comprehensive based</p> <p>Solving text book exercises to make the concept clear.</p> <p>Recitation of the poem.</p> <p>Video of the story.</p> <p>Oral question and reinforce the lesson.</p> <p>Task-dictation</p> <p>Help students to practice descriptive writing.</p>
---	-----	----	--	---	--

10	Feb March	23 10		Revision for Annual Exam	
----	--------------	----------	--	--------------------------	--

Name Of the Teacher: Niharika Pandya

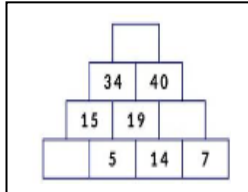
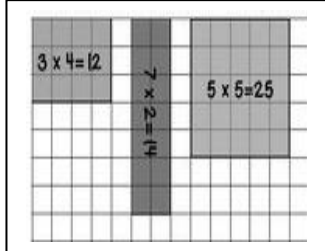




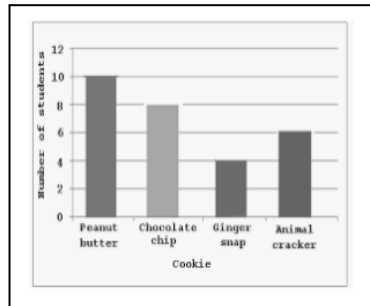
TAPOVAN INTERNATIONAL SCHOOL

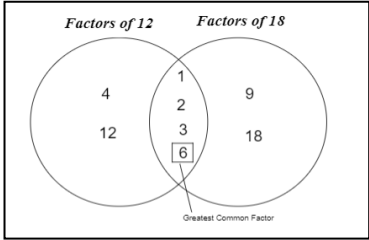
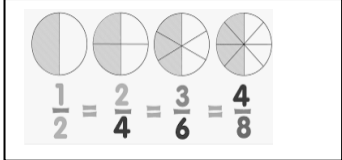

YEARLY SYLLABUS 2025-26

SUBJECT: MATHEMATICS

Class: IV

Sr. No.	Month	No. of Working Days	No. & Name of the Chapter / Lesson	Content / Sub Topics	Activities
1.	April	22	<u>Ch-1 (Numbers Beyond 9999)</u>	<ul style="list-style-type: none"> 5 & 6-digit numbers & Indian Place value chart Writing large numbers in figures Face value and place value of a digit Expanded form & comparison of numbers Successors and predecessors Building numbers & Rounding numbers Roman Numerals 	<p>Make a place value card of a 6-digit number.</p> <ul style="list-style-type: none"> Number name Draw abacus and show the number Place values of all digits.
2.	June	23	<u>Ch-2 (Addition and Subtraction)</u>	<ul style="list-style-type: none"> Addition without & with regrouping Subtraction without & with regrouping Addition and subtraction together Estimating sums and differences 	<p>Complete the given number pyramids.</p> 
			<u>Ch-8 (Patterns)</u>	<ul style="list-style-type: none"> Number patterns 	
3.	July	26	<u>Ch-3 (Multiplication)</u>	<ul style="list-style-type: none"> Multiplication by a 1-digit number Multiplication by 10,100,1000 & their multiples Multiplication by 2 or 3-digit numbers Estimating products 	<p>Roll 2 dices four times and observe and note down the numbers on them each time. Make an array on a square grid sheet for all the 4 observations and colour it.</p> 

4.	August	18	<u>Ch-9 (Measurement)</u>	<ul style="list-style-type: none">• Measurement of length• Drawing a line segment of given length• Conversion of km into metres and vice-versa• Perimeter of a triangle, square & rectangle• Measurement of weight & conversion• Measurement of capacity & conversion	Stick 4 different kinds of leaves on an A-4 size paper. Use a thread to measure the perimeter of each leaf. 
			<u>Ch-7 (Geometry)</u>	<ul style="list-style-type: none">• Simple closed curves• Polygons, Rectangle and square• Circle and relationship between radius and diameter of a circle• Symmetry and paper folding	To draw a design using circles. 
5.	September	25	Revision		
			<u>Ch-12 (Pictorial Representation of Data)</u>	<ul style="list-style-type: none">• Interpreting pictographs• Column graph (Bar graph)	Read the bar graph. 
6.	October	12	<u>Ch-4 (Division)</u>	<ul style="list-style-type: none">• Division of 4-digit numbers by a 1-digit number• Division by 10 and 100• Properties of division• Division by 20, 30,, 90• Estimating quotients	Solve given riddle to find the name of the tallest statue in the world.

7.	November	22	Ch-4 (Division) continue.....	<ul style="list-style-type: none"> Division by 2-digit numbers 	Draw a Venn diagram to show common factors of two numbers. 
			Ch-5 (Multiples and Factors)	<ul style="list-style-type: none"> Multiples & properties of multiples Factors & properties of factors Common factors Even and odd numbers 	
8.	December	25	Ch-10 (Time)	<ul style="list-style-type: none"> Reading time to exact minute Use of a.m. and p.m. Time duration Interpreting a calendar 	To read the time from the face of a clock.
9.	January	17	Ch-6 (Fractions)	<ul style="list-style-type: none"> Fractional parts Equivalent fractions Like & unlike fractions Comparison of like fractions Addition & subtraction of like fractions Proper, improper and mixed fractions 	Draw equivalent fractions: $\frac{1}{2} = \frac{2}{4} = \frac{3}{6} = \frac{4}{8}$ 
			Ch-11 (Money)	<ul style="list-style-type: none"> Making a bill Shopping 	Stick the wrappers or price tags of any 4 items on an A-4 size paper. Make a bill for them. 
10.	February	23	Revision		



Name of the Teacher : Aditi Sood
Priti Parekh





TAPOVAN INTERNATIONAL SCHOOL
YEARLY SYLLABUS 2025-26

SUBJECT: SCIENCE

CLASS: IV

Sr. No.	Month	No. of Working Days	No. & Name of the Chapter / Lesson	Content / SubTopics	Activities
1.	April	22	Recap of Previous knowledge	Recall vocabs of topics done in class 3 (Living and Non-living things etc.) To visit the campus and discuss about things they see and ask them to describe and classify it. Oral drilling of vocabs, comprehension practice.	<ul style="list-style-type: none"> To note different kinds of things and classify in Living and Non-living things in notebook. To solve the Enrichment sheet. Experiment: Balloon Rocket 
			1. Plants: The Producer	To understand the process of Photosynthesis. To know about the Parts of a leaf. To understand how plants make food. Identify fungi and insectivorous plants.	Activity: (Pg. no. 14) <ul style="list-style-type: none"> Project Art Integration Experiment: Invisible Ink 
2.	June	23	2. Adaptation in Plants	To classify plants according to their habitat To know about the importance of afforestation.	Activity: (Pg. no. 23, 32 & 33) <ul style="list-style-type: none"> Art integration: Picture Based Working models: Adaptation in Plants and Animals
			3. Reproduction in Animals	Reproduction in animals. Ways in which animals reproduce. Lifecycle of different animals.	

3.	July	26	4.Adaptations in Animals	To understand the reason for migration, camouflage ,hibernation and aestivation. To classify the animals according to different habitat.	Activity:(Pg.no.42,43) <ul style="list-style-type: none"> Life skills and Integration Enquiry
			5.Food: Our Basic Need	The need and importance of food and balance diet. To classify the five major nutrients, present in different foods. To know the different ways in which food is preserved.	Activity:(Pg.no.53,54) <ul style="list-style-type: none"> Art Integration Enquiry, Problem Solving Integrated to Social Studies
4.	August	18	5.Food: Our Basic Need 6. Human Teeth and Digestive System	To know about Teeth and digestive system. To understand the need of healthy eating habits and how to take care of teeth. To know about Microbes and our Digestive System	Experiment: Lemon Volcano 
5.	September	23	7.SafetyFirst	To learn safety measures ,importance of following safety rules and damages caused if not followed them. REVISION FOR HALF YEARLY EXAM	Activity:(Pg.no.62,63) <ul style="list-style-type: none"> Problem Solving Case Study / Picture Based
6.	October	12	8. Clothes	Types of clothes, material &its care Difference between Special clothes and Traditional clothes. To understand need and importance of clothes.	Activity:(Pgno.82) <ul style="list-style-type: none"> Project Picture Based Collage: Different types of fibres.
			9. Solids, Liquids and Gases	Different states of matter, change in matter and Solution.	Activity:(Pg.no.91,92) <ul style="list-style-type: none"> Experiential Learning Life Skills and Integration

7.	November	22	10. Force, Work and Energy	Types of simple machines, its properties and uses with examples	Experiment: Walking Rainbow 
8.	December	25	10. Force, Work and Energy(continued) 11. Air, Water and Weather	To learn about Force, Work and Energy To understand the weather changes because of sun, sea breeze and land breeze. To learn about water, evaporation, water cycle, impurities of water, ways to save water. To know about Air, Water and Weather	Activity:(Pg.no.101) <ul style="list-style-type: none"> • Experiential Learning • Art Integration Lab Activity: Methods of water purifying: Sedimentation and Decantation, Filtration Working model : Methods of purification Water purifier
9.	January	17	12. The Solar System 13. Green and Clean Earth	To identify the sequence of planets in the solar system. Distinguish between rotation and revolution. Importance of environment, element to environment. To know about the types of pollution. To learn about waste management	Activity:(Pg.no.132) <ul style="list-style-type: none"> • Case Study Working model: Solar system, Rotation and Revolution of the Earth. Slow version of Parachute made by polythene bags.
10.	February	23	13. Green and Clean Earth (continued)	Revision	
11.	March	10	Final Examination(2026)		

Name of the Teacher: Ms Shraddha Modi








TAPOVAN INTERNATIONAL SCHOOL


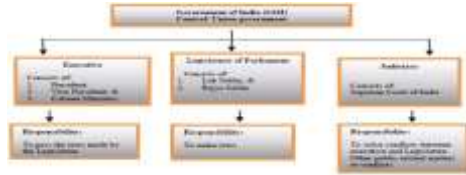
YEARLY SYLLABUS 2025-26

SUBJECT: Social Studies

Class: IV

Sr. No.	Month	No. of Working Days	No. & Name of the Chapter / Lesson	Content / Sub Topics	Activities
1.	April	22	1. Physical Features of India	<ul style="list-style-type: none"> Location of India Neighbouring Countries of India Physical features and Physical division 	1) Colour the Physical Features of India in Map.  2) Write some important points what you like about your favorite hill station.
			2. The Northern Mountains	<ul style="list-style-type: none"> Extent of the Himalayas Importance of the Himalayas Lifestyle and Occupations About Himadri, Himachal and Shivalik hills Himalayan States and Union Territories 	
2.	June	23	14. Means of Transport	<ul style="list-style-type: none"> Means of Transport and Types of Transport Rural and Urban Transport 	Students will paste or draw pictures of any one important historical places of India and write few points about it. 
			3. The Northern Plains	<ul style="list-style-type: none"> Location and Division of Northern plains States of Northern plains 	
			4. The Great Indian Desert	<ul style="list-style-type: none"> The Thar Desert or the Great Indian Desert Climate, Vegetation, Irrigation systems Tourist attraction and life of people of desert 	
3.	July	26	5. The Southern Plateaus	<ul style="list-style-type: none"> Location of Southern Plateau Life of peoples in these States States lies in the Plateau region 	Student will Paste pictures of important temples of Coastal region. 
			6. The Coastal Plains and Islands	<ul style="list-style-type: none"> The Coastal Plains The Islands Western and Eastern Coastal Plains, States and Union Territories in the region and life of people 	

4.	August	18	7. The Climate of India	<ul style="list-style-type: none"> • Difference between Climate and Weather • About three main seasons of India 	1) Students will collect the samples of soil in small packet and stick it on A4 size paper.
			8. Soil	<ul style="list-style-type: none"> • Formation of Soil Erosion and Soil Conservation • Types of Soil 	2) Students will make one slogan on conservation of soil.
5.	September	25	9. Forests and Wildlife of India	<ul style="list-style-type: none"> • Importance and Conservation of Forest <p style="text-align: center;">Revision</p>	Students will make a model of forest.
6.	October	12	10. Our Water Resources	<ul style="list-style-type: none"> • Importance of Water • Sources of Irrigation and Multipurpose projects in India • Water pollution • 	Student will show the minerals found in Gujarat on map. 
			11. Our mineral Resources	<ul style="list-style-type: none"> • Minerals, Metallic and Non-Metallic Minerals • Need to Preserve minerals 	
7.	November	22	12. Agriculture in India	<ul style="list-style-type: none"> • Crop seasons -Rabi and Kharif • Types of Crops -Cereals, Pulses and Cash Crops • Horticulture 	Students will collect the information and prepare a report about different types of industry and make a bar graph.
			13. Industrial development of India	<ul style="list-style-type: none"> • Types of Industries • Main Industries of India 	
8.	December	25	15. Means of Communication	<ul style="list-style-type: none"> • Personal Means of Communication • Mass Communication • Importance of communication in Daily life 	1) Draw or paste the pictures of means of Communication.  2) Make a collage of important

			16. Art, Architecture and Culture	<ul style="list-style-type: none"> Dance and Music in India Art, Architecture and Festival celebrated in India Language spoken and Dresses worn by people in India 	Classical and Folk dance of India. 
9.	January	17	17. They Showed Us the Way	<ul style="list-style-type: none"> Religious Leaders and the religions they founded Social Reformers and Scientists of India Kings and Freedom Fighters 	1) Mind map of Central and State Government. 
			18. Our Government	<ul style="list-style-type: none"> Central Government and State Government of India Judiciary in India 	
10.	February	23	19. Our Goals, Rights and Duties	<ul style="list-style-type: none"> Constitution of India Fundamental Rights and Duties Directive Principles Revision for Final Exam 	Prepare a chart showing our fundamental Rights and Duties as Indian Citizen.

Name of the Teacher: Sunita Kanwar

Sheba Thampi



TAPOVAN INTERNATIONAL SCHOOL
YEARLY SYLLABUS 2025-26

SUBJECT :Hindi

Class : IV

Sr. No.	Month	No.of Working Days	No. & Name of the Chapter / Lesson	Content / Sub Topics	Activities
1.	April	22	व्याकरण- भाषा, लिपि और वर्णमाला	भाषा अपने मन के विचारों को बोलकर प्रकट करना ही भाषा कहलाता है, भाषा के रूपों से व विभिन्न भाषाओं की लिपियों से अवगत कराना। स्वर, मात्राओं एवं व्यंजनों की पहचान करवाते हुए शुद्ध-शुद्ध बोलना तथा लिखना सिखाना।	लिखित तथा मौखिक भाषा के दो-दो उदाहरण चित्र सहित लिखेंगे। भाषा और उनकी लिपियों की सूची तैयार करना। वर्णमाला कंठस्थ कर सुनाएँगे।
			पाठ - १ मन के भोले भालेबादल	बादलों की आकृति, उसकी तुलना अपने आस-पास के जंतुओं से करना तथा बारिश के मौसम की जानकारी देना।	रुई से बादलों की आकृति बनवाना। वर्षा ऋतु के बारे में लिखना।
			पाठ - २ जैसासवालवैसा जवाब	अकबर-बीरबल के किस्से और उनके हाज़िर जवाबी से अवगत कराना। पहेलियों व चुनौतीपूर्ण प्रश्न सर्जन करने का कौशल विकसित करना।	कहानी का नाटकीकरण करवाना। बीरबल का किस्सा लिखो जिसमें वह अपने जवाबों से सबको निरुत्तर कर दे है।
			व्याकरण - संज्ञा	संज्ञा की परिभाषा व उसके भेदों से अवगत कराना।	उदाहरण सहित संज्ञा भेदों के चार्ट बनाना।
			पठन - अपठित गद्यांश	अपठित गद्यांश पर आधारित प्रश्नों तथा उत्तरों के अभ्यास से पढ़ने-लिखने और समझने की शक्ति का विकास करना।	बगीचे में उगे पेड़-पौधों के नाम और उनके बारे में पूछना। गद्यांश पर आधारित प्रश्नोत्तर हल करना।
			लेखन - चित्र वर्णन	चित्र को ध्यान से देखकर उससे संबंधित अपने विचारों को लिखकर प्रकट करने को प्रेरित करना।	मनपसंद चित्र का उससे संबंधित वर्ण करेंगे। (कार्य- श्रुतलेख परीक्षण)

2.	May	-	-	-	-
3.	June	23	पाठ - 3 किरमिच की गेंद	गर्मी की छुट्टियों के मनोरंजक घटनाओं का वृत्तांत। घर के अंदर और बाहर खेले जाने वाले खेलों व साधनों के नामों को जानेंगे।	विभिन्न खेलों के चित्र चिपकाओ तथा उनके बारे में तीन-तीनवाक्यलिखो।
			पाठ - 4 पापा जब बच्चे थे	गद्य के माध्यम से मनुष्य के महत्वपूर्ण गुणों को उजागर करना। पारिवारिक रिश्तों के नाम बताना। छात्र बड़े होकर क्या बनना चाहते हैं एवं क्यों? इस विषय पर विचार व्यक्त करेंगे।	विभिन्न व्यवसायों की जानकारी प्राप्त कर किन्हीं पाँच के बारे में सचित्र लिखेंगे।
			व्याकरण -लिंग, विराम-चिह्न	लिंगकी परिभाषा बताकर उदाहरण सहित लिखवाना। विराम-चिह्नों की जानकारी तथा उचित स्थानों पर प्रयोगों से अवगत कराना।	शब्दों के बक्से में से लिंग पहचान कर उन्हें वर्गीकृत करना। जब हम घड़ी में दिया समय घंटा, मिनट, सेकंड लिखते हैं तब इनके बीच कौन-सा चिह्न लगाया जाता है? पता करके बताएँगे एवं वर्ग-पहेली से विराम-चिह्नों के नाम ढूँढ़कर चिह्न समेत लिखना।
			लेखन - अनुच्छेद-लेखन	अनुच्छेद के नियमों से परिचित कराकर दिए गए विषय पर अनुच्छेद लेखन कराना।	अनुच्छेद-लेखन अभ्यास। (कार्य - पठन परीक्षण)
			व्याकरण - पर्यायवाची शब्द	परिभाषा व उदाहरण द्वारा पर्यायवाची शब्दों का अभ्यास कराएँगे।	किन्हीं चार प्राकृतिक रूपों के चित्र बनाकर उनके पर्यायवाची शब्द लिखेंगे।
4.	July	26	पाठ - 5 दोस्त की पोशाक	गद्य द्वारा आदमी की पहचान कपड़े से नहीं उसके चरित्र व व्यवहार से होती है, इससे परिचित कराएँगे। अलग-अलग पहनावे के नाम जानने में सक्षम होना, अपने विचार प्रकट करने में सक्षम होना।	अपने किन्हीं चार पोशाकों के नाम लिखेंगे और उनका चित्र बनाएँगे।

			पाठ - ६ नाव बनाओ नाव बनाओ	पद्य द्वारा बच्चों को वर्षा ऋतु के महत्व को बताना। जलचक्र का ज्ञान, नाव का क्राफ्ट बनाना, नाव बनाने के लिए इस्तेमाल की जाने वाली विभिन्न चीजों तथा जल यातायात के साधनों के बारे में समझाना।	कागज़ की नाव कक्षा में बनाएँगे। सभी बच्चों को एक-एक गुल्लक लेने के लिए प्रेरित करेंगे और उसमें एक महीने तक पैसे जमा करने को बोलेंगे।
			व्याकरण - सर्वनाम	परिभाषा व सर्वनाम भेदों को उदाहरण द्वारा स्पष्ट करना।	संज्ञा और सर्वनाम शब्दों की परिचियों द्वारा समझाने के लिए सामूहिक गतिविधि कराना।
			लेखन- चित्र वर्णन	चित्र को ध्यान से देखकर उससे संबंधित अपने विचारों को लिखकर प्रकट करना।	चित्र वर्णन अभ्यास-कार्य। (कार्य - बोलने का कौशल परीक्षण)
5.	August	18	पाठ - ७ दान का हिसाब	गद्य द्वारा राजा का उसकी प्रजा तथा राज्य के प्रति कर्तव्य कैसे होने चाहिए? इससे परिचित कराना। प्राकृतिक विपदाओं अकाल, बाढ़, भूकंप, सुनामी आदि के बारे में जानना।	बच्चे आप बीती कोई घटना या कोई बात बताएँगे जब उन्होंने किसी की मदद की हो। महर्षि दधीचि पर जानकारी एकत्र कर लिखेंगे।
			व्याकरण - विशेषण	परिभाषा व विशेषण के भेदों को उदाहरण द्वारा स्पष्ट करना।	सर्वनाम और विशेषण शब्द की पहचान खेल खिलाकर करना :- जैसे हम, पतला, यहाँ, मोटा आदि।
			विलोम-शब्द	परिभाषा व उदाहरणों द्वारा विलोम शब्दों का अभ्यास।	'चक धूमधूम चक' काव्य द्वारा विलोम शब्द याद करवाना।
			अनौपचारिक पत्र	पत्र लिखने के नियमों को समझाकर पत्र-लेखन विधा से अवगत कराना।	पोस्ट-कार्ड में अपने प्रिय जन को पत्र लिखना। पत्र-लेखन का अभ्यास-कार्य। (कार्य - श्रवण कौशल परीक्षण)
6.	September	25	पाठ - ८ कौन ?	शरारती जीवों द्वारा घर में होने वाले नुकसान की चर्चा विस्तार पूर्वक करना।	शिक्षिका द्वारा दिए गए सहायक शब्दों से जानवरों के नाम पहचानकर लिखेंगे तथा चूहा के बारे में अनुच्छेद लिखेंगे।
			व्याकरण - क्रिया	क्रिया की परिभाषा समझाकर उसके भेदों से परिचित कराना।	क्रिया और विशेषण शब्दों को श्यामपट्ट पर लिखकर एक-एक छात्रों से उन शब्दों

					की पहचान कराना।
			संवाद-लेखन	संवाद लेखन की परिभाषा तथा विभिन्न विषयों पर संवाद लिखवाना।	दो छात्रों के बीच कक्षा में संवाद कराना वही संवाद कापी में लिखना।
			पुनरावर्तन	अभ्यास पुस्तिका द्वारा अभ्यास करवाना।	पुनरावर्तन कार्य।
7.	October	12	पाठ - ९ स्वतंत्रता कीओर	गद्य द्वारा गाँधी जी ने सत्य व अहिंसा में विश्वास रखकर आज़ादी की लड़ाई लड़ी तथा उनके व्यक्तित्व से अवगत कराना। साबरमती आश्रम व दांडी यात्रा के बारे में जानना।	स्वतंत्रता सेनानियों के चित्र दिखाकर प्रश्नोत्तरी करेंगे। गाँधी जी के तीन बंदरों का चित्र बनाकर कि वे क्या संदेश देते हैं लिखेंगे।
			पाठ-१० थप्प रोटी थप्प दाल	खेलों के माध्यम से व्यंजनों को बनाने की कला का विकास। अभिनय क्षमता का विकास करना।	घर पर अपनी माताजी के खाना पकाने के किसी एक काम में मदद करना और कक्षा में उसकी चर्चा करना।
			व्याकरण - काल	काल की परिभाषा को समझाकर व उसके भेदों से अवगत कराना।	काल व उसके भेदों के उदाहरण सहित चार्ट बनाना।
8.	November	22	पाठ-११ पढ़क्कू की सूझ	गद्य और पद्य विधा से परिचितकराना। विचारों को व्यक्त करने की क्षमता का विकासकरना, पशुओं का हमारे जीवन में महत्व को जानना।	तेल निकालने की प्रक्रिया का चित्र द्वारा प्रस्तुती करण। खाने तथा तेल बनाने वाले अनाज के चित्र बनाना।
			व्याकरण - मुहावरे	मुहावरों का अर्थ समझाकर वाक्य प्रयोग का अभ्यास करवाना।	शरीर के कुछ अंगों के चित्र को देखकर उनसे संबंधित मुहावरे लिखकर वाक्य बनाना।
			व्याकरण - वचन	वचनकी परिभाषा व भेदों से परिचित कराना।	वर्गपहेली से एकवचन तथा बहुवचन शब्द छाँटना।
			लेखन - कहानी	कहानी के नियमों से अवगत कराकर संकेतों	विषय पर आधारित कहानी लेखन

				के आधार पर कहानी लिखवाना।	करवाना।(कार्य - श्रुतलेख परीक्षण)
9.	December	24	पाठ - १२ सुनीताकी पहियाकुर्सी	शारीरिक रूप से विकलांग होने पर भी मानसिक रूप से सक्षम रहने की सोच पैदा करना। प्रतिभाशाली दिव्यांग व्यक्तियों के बारे में जानेंगे। दुनिया में कोई भी काम नामुमकिन नहीं है इस सोच के प्रति दृष्टिकोण विकसित करना।	आप दूसरों की मदद कैसे करोगे :- (परिचर्चा करवाई जाएगी।)
			व्याकरण - वाक्य	वाक्य की परिभाषा व भेदों से परिचित कराना।	श्यामपट्ट पर कुछ वाक्यों को लिखकर छात्रों को एक-एक कर श्यामपट्ट के पास बुलाकर वाक्य के अंगों का पता लगाना।
			लेखन- अनुच्छेद-लेखन	अनुच्छेद लेखन के नियमों की जानकारी देकर विभिन्न विषयों पर अनुच्छेद लिखवाना।	गृहकार्य द्वारा लेखन अभ्यास। (कार्य - बोलने का कौशल परीक्षण)
			पठन - अपठितगद्यांश।	अपठित गद्यांश पर आधारित प्रश्नों तथा उत्तरों के अभ्यास से पढ़ने-लिखने और समझने की शक्ति का विकास करना।	गद्यांश पर आधारित प्रश्नोत्तर हल करना। (कार्य - पठन परीक्षण)
10.	January	17	पाठ - १३ हुदहुद	गद्य द्वारा हुदहुद पक्षी की विशेषता से अवगत कराना।	इंद्रधनुष का चित्र बनाकर उसके सातों रंगों के नाम लिखना तथा राष्ट्रीय पक्षी मोर के बारे में सचित्र लिखना।
			व्याकरण - अनेक शब्दों के लिए एक शब्द	अनेक शब्दों केलिये एक शब्द का अर्थ स्पष्ट कर नए-नए शब्दों से अवगत कराना।	वाक्यांशों के लिए वर्ग-पहेली से एक शब्द चुनकर लिखेंगे।
			लेखन - संवाद-लेखन	संवाद लेखन की परिभाषा तथा विभिन्न विषयों पर संवाद लिखवाना।	संवाद लेखन अभ्यास कार्य। (कार्य - श्रवण कौशल परीक्षण)

11.	February	23	पाठ - १४ मुफ्त ही मुफ्त	गद्य द्वारा किसी भी चीज़ की अतिनुकसान देय होती है, इससे बच्चों को अवगत कराना।	'लालच का फल बुरा होता है।' विषय पर लघु कथा लिखो और कक्षा में सुनाओ।
			व्याकरण- अशुद्धि शोधन	बोलते तथा लिखते समय होती अशुद्धियों का संशोधन।	छात्र को जो शब्द कठिन लगते हैं उन शब्दों को अपने मित्र को लिखवाएँगे। मित्र भी उन्हें अपने कठिन लगने वाले शब्द लिखवाएँगे। फिर देखेंगे कि दोनों ने कितने शब्द सही लिखें।
			पुनरावर्तन।	अभ्यास पुस्तिका द्वारा पुनरावर्तन।	पुनरावर्तनकार्य।

Name of the Teacher :Babita Darbari / Chetna Pandya

























TAQOVAN INTERNATIONAL SCHOOL
YEARLY SYLLABUS 2025-26

SUBJECT: Artificial Intelligence (AI)

Class: IV

Sr.No	Month	Working Days	No. & Name of the Chapter	Content / Sub Topics	Activities
1	April	22	Ch-1 More on Windows 10	<ul style="list-style-type: none"> ✚ Operating System-an overview ✚ Windows operating system ✚ Popular operating systems ✚ Desktop and its components 	<ul style="list-style-type: none"> ➤ To know the Functions of an operating system. ➤ Different types of Operating systems.
2	June	23	Ch-2 File Management	<ul style="list-style-type: none"> ✚ File management: An Overview ✚ File path and finding a file path ✚ Creating and naming files and folders ✚ Copying and moving files, Folders ✚ Organising files and folders ✚ File naming and conventions ✚ Searching and deleting Files 	<ul style="list-style-type: none"> ➤ To know about File Management and how to organize Files and Folders.
3	July	26	Ch-3 MS Word 2016:Formatting	<ul style="list-style-type: none"> ✚ Formatting a document ✚ Indent, spacing and line spacing ✚ Using thesaurus ✚ Changing text case and alignment ✚ Creating a numbered or bulleted list ✚ Using a spelling and grammar check 	<ul style="list-style-type: none"> ➤ To know how we can Format a document by making different changes.
4	August	18	Ch-4 MS Word 2016:Advanced Features	<ul style="list-style-type: none"> ✚ Applying and removing text effects ✚ Format painter, Setting page size ✚ Inserting a header and footer ✚ Inserting line break ✚ Applying superscript and subscript ✚ Setting Page orientation and margin ✚ Inserting column and column break ✚ Inserting page break ✚ Working with Indents and tabs 	<ul style="list-style-type: none"> ➤ To know about some Advanced Features of Word 2016 to make changes in a document. ➤ Practical Based on MS Word
5	September	25	Ch-5 MS PowerPoint 2016	<ul style="list-style-type: none"> ✚ Starting MS PowerPoint ✚ Using Backstage view ✚ Adding Text to a Presentation ✚ Adding a new slide to a presentation ✚ Using the ribbon 	<ul style="list-style-type: none"> ➤ To know about how to make A presentation.

				 Creating a new Presentation  Saving a Presentation  Viewing a presentation in different ways REVISION FOR HALF YEARLY EXAM	➤ Practical Based on MS PowerPoint 2016.
6	October	12	Ch-6 Internet and Web Browser (Objective)	 Internet: An Overview  Web Searching  Types of web Browser  Google chrome	➤ Practical based on Internet and Web browser.
7	November	22	Ch-7 Algorithm and Flowchart	 Algorithm  Flowcharts  Simple Problems of flowcharting	➤ To know about Algorithm and Flowchart.
8	December	25	Ch-8 Scratch	 How to use scratch online  Components of scratch  To change the sprite  To make a scratch Project  To use looks block, Sound block  First scratch project  Installation in computer, Coding block  To change the backdrop of the stage  Motion block  Changing the appearance of the sprite  Events block  Saving a scratch project	➤ To know about the different components of scratch. ➤ Practical based on Scratch.
9	January	17			
10	February	23	Revision for Exam		
11	March	10			

Name of the Teacher: Ms. Harini Parmar



TAPOVAN INTERNATIONAL SCHOOL
YEARLY SYLLABUS 2025-26

SUBJECT: GUJARATI

Class: IV

Sr.No	Month		No. & Name of the Chapter / Lesson	Content / Sub Topics	Activities
1	April	22	સ્વર અને વ્યંજન માત્રા વગરના શબ્દો	સ્વર અને વ્યંજનની સમજ માત્રા વગરના શબ્દોની સમજ	બાળકો સ્વર અને વ્યંજનનું ઉચ્ચારણ કરતાં શીખે.
2	June	23	૧. શરણાઈ, ઢોલક અને રંગ ‘આ’ અને ‘ઇ’ની વર્ણમાળા	વાર્તા અને ગીત ‘આ’ અને ‘ઇ’ની માત્રાવાળા શબ્દો	વાર્તા વિશે વિદ્યાર્થીઓને પૂછી વિચારવાની તક આપવી.
3	July	26	૧. શરણાઈ, ઢોલક અને રંગ ‘ઇ’ ની વર્ણમાળા ‘ઉ’ ની વર્ણમાળા	કાર્ટૂન વિશેની સમજ. ‘ઇ’ ની માત્રાવાળા શબ્દો ‘ઉ’ ની માત્રાવાળા શબ્દો	કાર્ટૂન દોરવાની પ્રવૃત્તિ કરવી. બાળકો ‘ઇ’ અને ‘ઉ’ની માત્રાવાળા શબ્દોનું ઉચ્ચારણ કરે.
4	August	18	૨. દાદા ખોવાયા છે	વાર્તા અને ચિત્રવર્ણન	બાળકો વર્ગખંડમાં ચિત્રવર્ણન કરે.

5	September	25	૨.દાદા ખોવાયા છે પુનરાવર્તન	ષ, ઋ, જ મૂળાક્ષરોનું લેખન પુનરાવર્તન	બાળકો ષ, ઋ, જ મૂળાક્ષરોનું લેખન કરતાં શીખે અને ઉચ્ચારણ કરે. બાળકો પાઠોનું પુનરાવર્તન કરે.
6	October	12	‘ઉ’ અને ‘એ’ની વર્ણમાળા ૩. આટલા બધા રમકડાં !	‘ઉ’ અને ‘એ’ ની માત્રાવાળા શબ્દો વાર્તા અને ગીતની સમજ.	‘ઉ’ અને ‘એ’ ની માત્રાવાળા શબ્દોનું ઉચ્ચારણ. બાળકો માટીના રમકડાં વિશે વર્ગખંડમાં ચર્ચા કરે.
7	November	22	‘ઐ’ ની વર્ણમાળા	‘ઐ’ ની માત્રાવાળા શબ્દોની સમજ	બાળકો અલગ –અલગ માત્રાઓની સમજ પ્રાપ્ત કરે.
8	December	25	૪.જંગલબુક ‘ઓ’ અને ‘ઔ’ની વર્ણમાળા	(વાર્તા અને ગીત) પ્રાણીઓ વિશેની સાચી સમજ. ‘ઓ’ અને ‘ઔ’ની માત્રાવાળા શબ્દો	પાઠ આધારિત પ્રવૃત્તિ બાળકો ‘ઓ’ અને ‘ઔ’ની માત્રાવાળા શબ્દોનું ઉચ્ચારણ કરે.

9	January	17	૪.જંગલબુક 'અં' અને 'અઃ' વર્ણમાળા	અડધા અક્ષરોવાળા શબ્દોની સમજ 'અં' અને 'અઃ'નીમાત્રાવાળા શબ્દો	બાળકો 'અં' અને 'અઃ'નીમાત્રાવાળા શબ્દો બોલતા અને લખતા શીખે.
10	February	23	પુનરાવર્તન	પુનરાવર્તન કરાવવું.	
11	March	10			

Name of the Teacher : Mrs. Dhruti vyas