




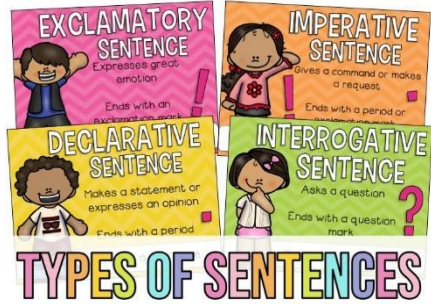
TAPOVANINTERNATIONALSCHOOL
YEARLY SYLLABUS 2025-26

SUBJECT: ENGLISH

Class: V

Sr. No	Month	No. of Working Days	No. & Name of the Chapter	Content / Sub Topics	Activities
1	April	22	<p><u>LITERATURE</u> UNIT-1 Poem: Ice cream Man Prose: Wonderful Waste</p> <p><u>GRAMMAR & WRITING</u></p> <p>Ch-1 The Dictionary Ch-4 Parts of Speech Ch-5 Nouns Ch-6 Nouns: Number Ch-7 Nouns: Gender Ch-8 Nouns: Possession Ch-34 Reading Comprehension-1</p>	<p>This is a poem about the person whom most children love, especially during the summers. The poet Rachel Fields discusses the love and joy that ice-creams bring to a child's mind.</p> <p>Wonderful Waste! is an interesting story which tells students about how the famous dish named Avial originated in Kerala. Here, students learn how waste materials can be turned into wonderful things by using creativity.</p> <p>Recapitulation of Dictionary skills. A brief introduction of the Parts of Speech will be given to the students so they would be aware about the content before starting it.</p> <p>Kinds of Nouns- Common, Proper, Abstract, Collective Singular and Plural Nouns Gender: Masculine, Feminine, Common, Neuter</p> <p>Use of apostrophe (')</p>	<p>Recitation of the poem and also narrate a folk tale that they know.</p> <p>Video of the story.</p> <p>Enrichment sheet of Nouns.</p> <p>Activity of Classify Nouns identify.</p> 

--	--	--	--	--	--

2	June	23	<p><u>Unit-2</u> Poem: Teamwork Prose: Flying Together</p> <p><u>GRAMMAR & WRITING</u></p> <p>Ch-2 The Sentence Ch-3 Subject and Predicate Ch-12 Pronouns Ch-13 Verbs Ch-34 Comprehension Passage-3 Ch-35 Letter Writing (informal) Ch-36 Paragraph Writing</p>	<p>Unit 2: Teamwork This is a poem written by Jan Nigro. In this chapter, students learn the importance of working in collaboration, helping others, and building a team spirit. The moral of this lesson is depicted through a basketball game.</p> <p>Flying Together This chapter is regarding a flock of geese who manage to escape the trap of a hunter by flying together. This story focuses on the importance of teamwork and listening to the advice of our elders.</p> <p>Kinds of sentences: Assertive, Imperative, Interrogative and Exclamatory. Students will be able to understand the concept of pronouns. Types of pronouns-personal, demonstrative, interrogative, possessive Summarization if Being verbs and Doing verbs.</p> <p>Students will be able to memorize format of informal letter and write a letter.</p> <p>Students will be able to frame sentences and write a paragraph.</p>	<p>They will frame and write the answers of the competency-based questions.</p> <p>Video of the story.</p> <p>The text book exercises to make them understand the poem well as lesson clearly.</p> <p>Enrichment sheet on kinds of sentences</p>  <p>Student will compose a paragraph on 'Teamwork'</p>
---	------	----	---	---	---

3	July	26	<p><u>Unit-3</u> Poem: My Shadow Prose: Robinson Crusoe</p> <p><u>GRAMMAR & WRITING</u></p> <p>Ch -14 Verbs- Singular and Plural Ch-15 The Tense Ch -16 Simple Present Tense Ch -17 Present Continuous Tense Ch-18 Present Perfect Tense Ch-34 Comprehension Passage Ch-35 Letter Writing (formal) Revision for PT-1</p>	<p>My Shadow' is a beautiful poem written by Robert Louis Stevenson. It revolves around a small kid who is fascinated by seeing his own shadow. He is amused and equally confused on seeing his shadow doing the same things as him.</p> <p>Robinson Crusoe Discovers a Footprint As its name suggests, 'Robinson Crusoe Discovers a Footprint' tells how he discovers a footprint on an isolated island. While he is happy on seeing that footprint initially, the fear of an attack comes in later on.</p> <p>Forms of the verbs- 'be', 'do', 'and', 'have' Forms of the tenses which will include Explanation of rules & how to form sentences in Simple present tense, Present Continuous tense. Explanation of usage of Present Perfect Tense & sentence structure.</p> <p>Create various forms of verbs (present form, past form & past participle form of verbs)</p> <p>Format of formal letter</p>	<p>Video of the poem & story.</p> <p>Solving the textbook exercises given the textbook to make the concept clear.</p> <p>Students will get an idea to overcome from their unreasonable fear by reading the poem.</p> <p>Task -reading A story to motivate reading other books on adventure, humour and mystery.</p> <p>Task- Enrichment sheet based on tenses. Activity: Through the medium of creative dramatics children can become whatever they wish to be. Teachers can plan for experiences in dramatic expression and interpretation.</p>
---	------	----	--	--	---

4

Aug

18

Unit-4

Poem: Crying

Prose: My Elder Brother

GRAMMAR & WRITING

Ch-9 Adjectives

Ch-10 Adjective: Degree of Comparison

Ch-34 Comprehension Passage

Ch-36 Paragraph Writing

Crying is a poem written by the poet Galway Kinnell. This poem sends out the message that there is nothing wrong in crying your heart out. It tells how crying makes way for happiness rather than sadness.

'My Elder Brother' is a story about two brothers who are poles apart in their opinions, personalities, and thoughts. Through this story, students understand the value of elders' and how they must always respect them.

To enrich vocabulary, express ideas, write answer independently.

Types of Adjectives- Quality, Quantity, Number, Demonstrative, Interrogative, Possessive.

Positive, Comparative, Superlative

Students will develop an idea to write a Paragraph.

Video of the story.

Solving the exercises given in book to make the concept clear.


Oral drill will be done of the students so that they will improve their listening and speaking skill.

To enrich vocabulary, express ideas, write answer independently.



Listening Activity

5	Sep	25	<p><u>Unit-5</u></p> <p>Prose: Rip Van Winkle</p> <p><u>GRAMMAR & WRITING</u></p> <p>Ch-11 Articles Ch-34 Comprehension Passage Ch-36 Paragraph Writing</p> <p>Revision For Mid Term Exam</p>	<p>'Rip Van Winkle' is a story about a Dutch-American man from the village. Although everyone likes him, he is of a lazy nature. This chapter is based on the German folktale, where a farmer's life changes after meeting some dwarfs.</p> <p>To enrich vocabulary, express ideas, write answer independently.</p> <p>Types of Articles- Indefinite (a, an), Definite (the).</p> <p>Students will develop an idea to write a Paragraph.</p>	<p>Video of the story.</p> <p>Writing few sentences about themselves. Students will read the story and will solve comprehensive based exercises. Solving the exercises given in textbook.</p> <p>Solving the 'Revision Sheet'.</p>
---	-----	----	--	--	--

6	Oct	12	<p><u>Unit-6</u></p> <p>Poem: Class Discussion Prose: The Talkative Barber</p> <p><u>GRAMMAR & WRITING</u></p> <p>Ch -19Simple Past Tense Ch- 20 Past Continuous Tense Ch -32 Understanding</p> <p>Ch-34 Comprehension Passage Ch-38 Story Writing</p>	<p>Class Discussion is a poem composed by Gervase Phinn. It revolves around a little girl named Jane, who is mostly quiet. Through an incident of class discussion, this poem tells that not all people in the world are the same. Several people prefer not taking part in most interactions.</p> <p>The Talkative Barber tells a story about a barber who keeps talking. It sends out the message that being over-talkative is not okay, and it can annoy the people around us.</p> <p>Forms & structure of simple past tense. Forms & sentence formation of past continuous tense. Create variety of words Students will be able to develop the story based on the outline given.</p>	<p>Video of the story.</p> <p>Task-Dictation Encouraging students to be brave and courageous.</p> <p>Students will read the story and will solve comprehension-based exercises. Solving the exercises given in textbook.</p> <p>Task–Listening</p> <p>Activity</p>  <p>Frame a story</p>
---	-----	----	--	--	--

7	Nov	22	<p><u>Unit-7</u></p> <p>Poem: Topsy-turvy Land Prose: Gulliver's Travels</p> <p><u>GRAMMAR & WRITING</u></p> <p>Ch -21 Simple Future Tense Ch -22 The 'going to' Form Ch -23 Future Continuous Tense Ch-29 Active and passive voice</p> <p>Ch-38 Story writing</p>	<p>Topsy-turvy Land is a poem composed by H.E Wilkinson. It talks about a weird land which is upside down. Here, everything is different from the usual. The sun rises from the west; the sea contains sand instead of water; people work during the night and rest during the day, the moon has its own light, and so on. A poem to match our mood, our feelings, thoughts and experiences.</p> <p>The story Gulliver's Travels is written by Jonathan Swift. It depicts the different adventures which Lemuel Gulliver experiences in the land of Lilliputians. An adventurous story of Gulliver in his own words.</p> <p>Usage of simple future tense Use of 'going to' form. Use of future continuous tense Explanation of usage and structure of Future Tense.</p> <p>Rules to change the voice according to the Tense.</p> <p>Students will be able to develop the story based on the outline given.</p>	<p>Video of the story.</p> <p>Task-Reading Enhancing their reading habit. Students will read the story and will solve comprehension-based exercises</p> <p>Solving the exercises given in textbook.</p> <p>Enrichment sheet of Future Tense & Voices. Activity</p> <p>Write a paragraph in a creative way using simple future tense.</p>
---	-----	----	--	--	---

8

Dec

25

Unit-8

Poem: Nobody's Friend

Prose: The Little Bully

GRAMMAR & WRITING

Ch -24 Negative sentences

Ch-25 Interrogative sentences

Ch-26 Adverbs

Ch-31 Punctuation

Ch-34 Comprehension Passage

Ch-37 Essay writing

The poem 'Nobody's Friend' teaches children the importance of sharing. It tells how we can make friends and be happy by sharing things. People who do not share are selfish and fail to have friends.

'The Little Bully' is a story revolving around a small boy. His name is Hari. He has a habit of teasing everyone. Thus, nobody wanted to play with him or be his friend.

To explain the importance of rules in social situation

Kinds of sentences- Interrogative & Negative (How to convert sentences into Negative & Interrogative according to the Tense.)

Types of Adverbs- Manner, Place, Time, Frequency, Degree.

The functions of punctuation marks.

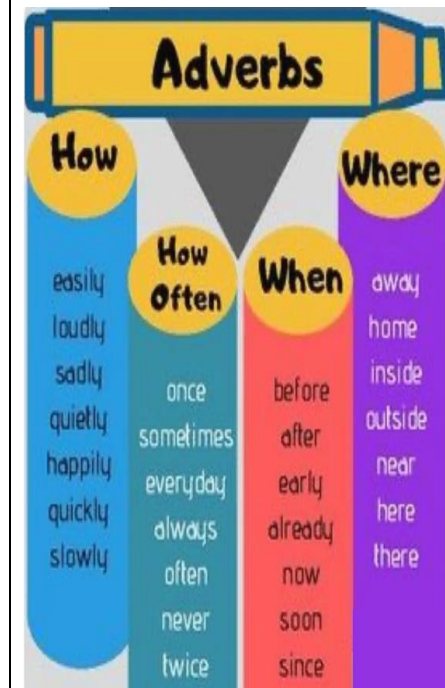
Video of the story.

Task-Speaking
Speaking activity on 'A friend in need is a friend indeed'.

Discussion on different means of transport.

Solving the exercises given in textbook.

Ask students to narrate a story in the class.



9	Jan	17	<p><u>Unit-9</u></p> <p>Poem: Singa Song of People</p> <p><u>UNIT-10</u></p> <p>Poem: Malu Bhalu Prose: Who Will be Ningthou?</p> <p><u>GRAMMAR & WRITING</u></p> <p>Ch-27Prepositions Ch-28 Conjunctions</p> <p>Ch -30 Direct Speech and Indirect Speech Ch-33 Synonyms and Antonyms Ch-34 Comprehension Passage Ch-37 Essay writing</p>	<p>Sing a Song of People This poem brings forth the reality of the present-day quick-paced world. Here, each one is in a hurry. The poet urges them to take a break and look around themselves instead of being busy all the time.</p> <p>Unit 10: Malu-Bhalu This poem is about a polar bear whose name is Malu Bhalu. The poem takes you through the life of Malu Bhalu. It tells how parents help us learn to face every challenge in life.</p> <p>Who will be Ningthou? This chapter tells us about qualities which a king must possess.</p> <p>Introduction and uses of Preposition. Explanation of Conjunction and rules to add them, to join sentences</p> <p>Rules of Direct and indirect speech (How to change Direct speech to Indirect speech) Make them to write synonyms & provide a list of commonly used synonyms and antonyms in English.</p> <p>To make students aware of their fundamental rights and their fundamental duties.</p> <p>Students will be able to write the essay</p>	<p>Students will read the story and will solve comprehensive based exercises.</p> <p>Solving text book exercises to make the concept clear.</p> <p>Recitation of the poem.</p> <p>Video of the story.</p> <p>Oral question and reinforce the lesson.</p> <p>Task-Describe the culture of your state.</p> <p>Help students to practice descriptive writing.</p>
---	-----	----	--	--	--


10	Feb March	23 10		Revision for Annual Exam	
Name Of the Teacher: Niharika Pandya					





TAPOVAN INTERNATIONAL SCHOOL
YEARLY SYLLABUS 2025-26


SUBJECT: SCIENCE

CLASS: V

Sr. No.	Month	No. of Working Days	No. & Name of the Chapter/Lesson	Content / Subtopic's	Activities
1	April	22	Recap of previous knowledge	Bridge course: Drilling of words related with chapter safety and first aid, conducting dictation of words related with science, discussion about amazing facts and discoveries.	<u>Experiment</u> <ul style="list-style-type: none"> To show steps of germination in plants. To show that stems transport water to all parts of plant 
			Ch-1 Growing plants Ch-2 Animals: Habitat and Adaptations	To learn seed germination and seed dispersal To know about different ways by which plants reproduce To learn about steps of Agriculture and protecting crops. To study about different habitats To understand the need for various kinds of body coverings and breathing organs in animals. Migration of animals.	
2	June	23	Ch-2 Animals: Habitat and Adaptations. Continue	.	<u>Activity: (Pg.no.29)</u> <ul style="list-style-type: none"> Project Life skills and Integration <u>Demonstration</u> Show skeletal system <u>Activity: (Pg.no.39,43)</u> <ul style="list-style-type: none"> Life skills ,Integration Enquiry
			Ch-3 Human Skeletal System	To learn about skeletal system and their functions. To learn about bones and joints. To learn the significance of joints in the body Role of muscles. Taking care of bones and muscles.	

3.	July	26	Ch-4 Human Nervous System	To learn about the sensory organs and their role in the body. To identify the structure of the nervous system. To learn about types of nerves and their function	Activity:(Pg.no.47,43) <ul style="list-style-type: none"> Life skills and Integration Enquiry
			Ch-5 Food and Health	To understand the balanced diet, exercise and taking rest are the keys to good health. To learn about – Communicable and Non-communicable diseases	Activity:(Pg.no.60,61) <ul style="list-style-type: none"> Experiential Learning Life Skills and Integration Experiment: Lava lamp 
4.	August	18	Ch-6 Safety and First Aid	To know more about safety from fire, safety on road. To know the first aid steps to be followed in various emergency situations. To learn different contact numbers for emergency situation and whom to approach To make them learn to stay calm and not panic during these situation.	Experiment: Amazing candle tricks 
			Ch- 7 Soil	To know about soil profile, soil erosion and soil conservation. To know about factors causing soil erosion and deforestation.	Activity: Make a model of soil profile.
5.	September	23	Ch- 7 Soil (Continue)		
			Revision	Revision	

6.	October	12	Ch-8 Rocks and Minerals	To understand how different types of rocks are formed and to know about its uses.	<u>Activity:(Pgno.90)</u> <ul style="list-style-type: none"> Life skill and subject integration. <u>Experiment:</u> Volcanic eruption
7.	November	22	Ch-9 Solids, Liquids and Gases Ch-10 Force, Energy and Simple Machines	To understand and distinguish between the properties of three states of matter To learn about physical and chemical changes Types of simple machines, its properties and uses with examples To learn about different types of forces and is used in To study different types of simple machines used in day-to-day life. To learn about Force, Work and Energy	<u>Activity:(Pg.no.91,92)</u> <ul style="list-style-type: none"> Experiential Learning Life Skills and Integration <u>Experiment:</u> Cloud in a jar Activity Visit to a Physics Lab <u>Experiment:</u> To show various forces through experiment.
8.	December	25	Ch-11 Air and Water	To know about the various layers of the atmosphere To learn about the composition of air and methods of purifying water.	<u>Activity:(Pg.no.101)</u> <ul style="list-style-type: none"> Experiential Learning Art Integration <u>Lab Activity:</u> Methods of water purifying: <ul style="list-style-type: none"> Sedimentation And Decantation, Filtration
			Ch-12 Natural Disasters	To understand the causes and effects of natural disasters	<u>Activity : (Pg.no.130)</u> Make a PPT on Natural Disaster.

9.	January	17	Ch-13 The Earth , the Sun and Moon Ch-14 Our Environment	To learn about the formation of Solar and Lunar Eclipses, Uses of Artificial Satellites To know about the facts of Sun and Moon. To know about Indian festival celebrated on full moon day at different parts of India. To understand the concept of green house effect and the importance of saving environment.	<u>Activity : (Pg.no.140)</u> Collect the information about ISRO worked on chandrayaan -3 and prepare a chart on it. <u>Experiment:</u> Tornado in a bottle 
10.	February	23	Ch-14 Our Environment (Continue)	Revision	
11.	March	10		Final Examination(2026)	

Name of the Teacher: Ms Shraddha Modi




TAPOVAN INTERNATIONAL SCHOOL
YEARLY SYLLABUS 2025-26

SUBJECT: Social Science

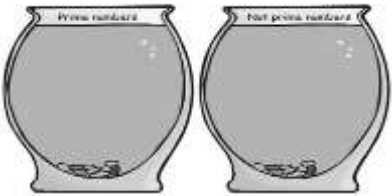

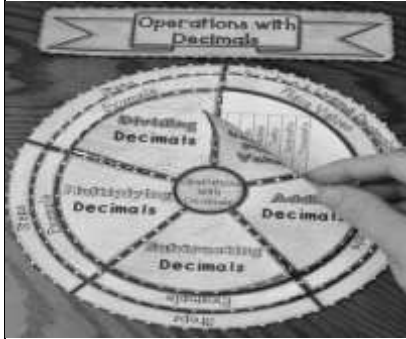
Class: V

Sr. No.	Month	No. of Working Days	No. & Name of the Chapter / Lesson	Content / Sub Topics	Activities
1.	April	22	1. Globe	To learn about the Shape of the Earth, features of a globe and Features of latitudes and longitudes. Also understand the meaning of grid.	<ul style="list-style-type: none"> ● Draw a globe and color the continents as green and oceans blue. Show equator and important latitudes, prime meridian. ● Name the states of India through which the tropic of cancer passes.
			2. Maps : Our Guide	Students will learn about Difference between the globe and maps, different types of maps, elements of a map.	
			8. Means of Transport (Conti.....)	To learn about the importance of invention of wheel and steam engine. Also learn about modern modes of transport and their disadvantages.	
3.	June	23	3. Weather and Climate	To know the difference between weather and climate and factors influencing the climate and heat zones.	<ul style="list-style-type: none"> ● Draw a diagram of Earth and label the heat zones. ● Prepare a project and conduct a role-play on a freedom fighter from the Revolt of 1857.
			4. Land of Dense Forest	To know the location, climate, vegetation, wildlife, economy, life of people and transport of DRC.	
			17. The Revolt of 1857	To know about the Famous explorers and Europeans who came to India. Will also learn about establishment of British East India Company and its expansion. Will understand the reasons for Revolt of 1857.	
4.	July	26	18. Beginning of The Freedom Struggle	To know about the reasons for national awakening in India, birth of Indian National Congress, Partition of Bengal and Swadeshi Movement.	<ul style="list-style-type: none"> ● Make a time line of Indian Freedom Struggle from
			19. India Wins Freedom (conti.....)	Students will learn about Jallianwala Bagh massacre, Non-Cooperation Movement, Khilafat Movement and Quit India	


				Movement. They will also learn about various revolutionaries and about Subhash Chandra Bose and Indian National Army.	1857 to 1947. 
5.	August	18	10. The World of Growing Knowledge	To know the importance of written communication and development of scripts and numbers. They will also learn about making of paper and development of printing. Also learn about Braille script.	<ul style="list-style-type: none"> • Make a collage on different type of scripts and explain about it. • Make a health awareness pamphlet on the importance of vaccines.
			11. The Development of Medical Science	To know about the various medical tools such as thermometer, Stethoscope, Microscope, X-ray and other machines. Also get knowledge about surgery, antibiotic, vaccination etc.	
6.	September	25	9. Means of Communication	To learn about various means of Communication like postal services, telegraph, telephone, mobiles, fax etc. Will get knowledge about mass media like books, newspaper, radio , TV, internet etc. <i>Revision for Half yearly</i>	<ul style="list-style-type: none"> • Paste 5 interesting advertisements from newspaper and magazines.
7.	October	12	5. Greenland : The Land of Snow	To know the location, climate, vegetation, wildlife and life of people in Greenland.	<ul style="list-style-type: none"> • Make a digital presentation on “LIFE OF PEOPLE OF GREENLAND IS DIFFER FROM SAUDI ARABIA.”
			6. Saudi Arabia: The Land of Sand	To know the location and physical features, climate, vegetation, wildlife, Industry and life of people in Saudi Arabia. They will also learn about important cities of Saudi Arabia	
8.	November	22	7. Prairies : The Grasslands	To know the location, climate, vegetation and wildlife, economy and about occupation of the people in Prairies - North America.	<ul style="list-style-type: none"> • On the outline map of the world, mark and
			12. The Machine Age	To learn about the importance of discovery of Steam engine and industrial revolution. Also learn about different types of fuels and alternative sources of energy.	

					label the Temperate Grasslands.
9.	December	25	13. Great Personalities	To know about some great people who have made a difference in our lives: Abraham Lincoln, Martin Luther King, Mahatma Gandhi, Mother Teresa.	<ul style="list-style-type: none">Power Point Presentation on a great personality highlighting their life, achievements and contribution.
			14. The Birth of United Nations (conti....)	To know about the Formation of the League of Nations, objectives and Principles of the UN	
10	January	17	15. The Working of The United Nations	Students will learn about the Organs of United Nations and its various agencies like UNESCO and UNICEF and their functions.	<ul style="list-style-type: none">Make project on the monuments or historical sites in India, which have been selected, as ‘World Heritage Site’ by UNESCO.Conduct a mock UN conference in the classroom where students represents different countries.
			16. India and The United Nations	Will get knowledge about UN achievements and its relation with India. Will also learn about Non-Aligned Movement.	
11 12	February March	23 10	Revision And Final examination		

Name of the Teacher: Ms. Neha Gupta

2	June	23	<p>2. <u>Operations on Large Numbers (continued)</u></p> <p>3. <u>Factors and Multiples</u></p>	<p>Skill: Application of LCM & HCF in real life.</p> <ul style="list-style-type: none"> • Prime Numbers, Composite Numbers • To Find Prime Numbers between 1 to 100 • Prime Factorization, Common Factors, H.C.F. • Common Multiples, L.C.M. • To find H.C.F. by Prime Factorization Method <p>Mental Maths: Fill in the blanks: (Pg.no.62)</p>	<p>Maths Lab Activity:</p> <p>1) Prime and Composite numbers.</p> 
			<p>4. <u>Fractions</u></p>	<p>Skill: Identifying, Comparing and Simplifying the fractions.</p> <ul style="list-style-type: none"> • Fractions as Division. Mixed Numbers and Improper Fractions • To Express Improper Fractions as Mixed Numbers • To Express Mixed Numbers as Improper Fractions • Equivalent Fractions, Fractions in the Lowest Terms • Comparison of Fractions • Addition and Subtraction of Fractions with Unlike Denominators. • Multiplying a Fraction and a Whole Numbers • Multiplication of a Fraction by Another Fraction • Division of Fractions , Story Problems <p>Mental Maths: Fill in the blanks: (Pg.no.86)</p>	<p>2) Make equivalent flower bouquet</p> 
3.	<p>July (PT-1) 14/07/25 To 18/07/25</p>	26	<p>4. <u>Fractions (continued)</u></p> <p>5. <u>Decimals</u></p>	<p>Skill: Logical Reasoning Problem solving</p> <ul style="list-style-type: none"> • Tenths, Hundredths, Thousandths, Mixed Decimals • Conversion of Decimals into Common Fractions • Conversion of Fraction into Decimals • Expanded Form of Decimals • Like and Unlike Decimals • Order Relation in Decimals • Addition and Subtraction of Decimals • Multiplication and Division of Decimals • Multiplication and Division of Decimals by 10 and 100 • Using Decimals in the Units of Length, Mass and Capacity <p>Mental Maths: Fill in the blanks: (Pg.no.107)</p>	<p>Maths Lab Activity:</p> <p>3) To make Maths Wheel Chart : "Operation on Decimals"</p> 

			10. <u>Temperature</u>	Skill: <u>Reading and conversion of temperature</u> <ul style="list-style-type: none"> • Thermometer • Range of Temperature • Clinical Thermometer • Maximum and Minimum Thermometer Conversion of Scales 	Maths Lab Activity: Record the temperature for 5 days from the newspaper. Cut out the temperature column and paste in the note-book.
8.	December (PT-2) 01/12/25 to 05/12/25	25	11. <u>Time</u>	Skill: <u>Analyzing, computing and problem solving</u> <ul style="list-style-type: none"> • 24 – Hour Clock Time Rules for conversion of Time • Clock with three hands • Addition and Subtraction of Time Mental Maths: Fill in the blanks: (Pg.no. 189)	Maths Lab Activity: 1) Match the times on the clock faces in Box-A with a time from Box-B. Fill in the chart. E.g. Clock face 6 matches with time. (Morning) is filled shown on Pg. no. 192 Text-book.

9.	January	17	12. <u>Money</u>	Skill: <u>Applied Maths and necessary computation skills</u> <ul style="list-style-type: none"> • Unitary method • Profit and Loss • Finding the Cost Price • Finding the selling price Mental Maths: Fill in the blanks: (Pg.no. 201)	2) Working Model: 
10	February (Final Exam begin 28/02/26)	23	13. <u>Data Handling</u>	Skill: <u>Analyzing and interpreting the data</u> <ul style="list-style-type: none"> • Making bar graphs • Circle graphs • Tally Chart 	Maths Lab Activity: To understand the concept of data collection.
11	March	10	Final Examination (2026)		

Name of the Teacher: Priti Parekh
Aditi Sood



TAPOVAN INTERNATIONAL SCHOOL
YEARLY SYLLABUS 2025-26

SUBJECT : Hindi

Class : V

Sr. No.	Month	No. of Working Days	No. & Name of the Chapter / Lesson	Content / Sub Topics	Activities
1.	April	22	व्याकरण - भाषा, लिपि, और व्याकरण	स्वर, मात्राएँ एवं व्यंजनों की पहचान करवाते हुए शुद्ध-शुद्ध बोलना तथा लिखना सिखाना। भाषा अपने मन के विचारों को बोलकर प्रकट करना ही भाषा कहलाता है, भाषा के रूपों से व विभिन्न भाषाओं की लिपियों से अवगत कराना।	वर्णमाला कंठस्थ कर कक्षा में सुनाएँगे। भाषा और उनकी लिपियों की सूची तैयार करवाना।
			पठन - अपठित गद्यांश।	अपठित गद्यांश पर आधारित प्रश्नों तथा उत्तरों के अभ्यास से पढ़ने-लिखने और समझने की शक्ति का विकास करना।	गद्यांश पर आधारित प्रश्नोत्तर हल करवाना।
			लेखन- चित्र वर्णन	चित्र को ध्यान से देखकर उससे संबंधित अपने विचारों को लिखकर प्रकट करना। इससे छात्रों में स्वतंत्र, मौलिक एवं सृजनात्मक लेखन क्षमता का विकास करना।	मनपसंद चित्र का उससे संबंधि वर्णन करवाना।
			पाठ-१ राख की रस्सी	लोककथाओं के बारे में जानकारी प्राप्त करेंगे। पिता द्वारा बच्चे को प्रोत्साहित करना जीवन में सच्चे मित्र की पहचान व तिब्बत की संस्कृति से पाठ के माध्यम से परिचित कराएँगे।	अपने दादा/दादी/नाना/नानी या घर में किसी बड़े से अपने प्रदेश की लोककथा को सुनें और कक्षा में चर्चा करना।
			व्याकरण- संज्ञा	संज्ञा की परिभाषा व भेदों के बारे में ज्ञान प्राप्त करेंगे।	'नाम वाले शब्द हैं' विषय पर कविता लिखना।
			पाठ-२ फसलों के त्योहार	फसलों के पकने के समय समूचे देश में विभिन्न मनाए जाने वाले त्योहारों के नाम भारत के विभिन्न राज्यों की भाषा, खानपान, लोक कला व लोक संगीत से अवगत कराना।	फसलों से जुड़े त्योहारों की जानकारी इकट्ठा करना किस एक त्योहार पर सचित्र अनुच्छेद लिखना।

2.	May	-	-	-	-
3.	June	23	पाठ-३ खिलौनेवाला	तरह-तरह के खिलौनों के माध्यम से बच्चों के अबोध मन में उठने वाले विचारों तथा रामायण के मुख्य पात्रों के चरित्र से अवगत कराएँगे। काव्य में निहित मुख्य भाव और संदेश को समझने की क्षमता का विकास करना।	अपनी पसंद का एक खिलौना बनाना। आस-पास गली-मोहल्लों में फेरीवालों के बारे में चर्चा करना जैसे-फलवाला, सब्जीवाला, खिलौनेवाला आदि।
			लेखन - अनुच्छेद लेखन	अनुच्छेद लेखन के नियमों से अवगत कर लेखन कार्य कराना।	विषय से संबंधित लेखन कार्य करवाना।
			पाठ-४ नन्हा फ़नकार	भारत की विभिन्न ऐतिहासिक स्थल इमारतों जैसे- ताजमहल, कुतुबमीनार आदि की नक्काशियों के बारे में चर्चा करते हुए पाठ से अवगत कराएँगे। परिवार, मित्र, शिक्षक आदि की भाषा सुनकर समझने की योग्यता का विकास।	विभिन्न व्यवसायों के औजारों के नाम जानना व सचित्र कापी में लिखना। अकबर व फतेपुर के विषय में कक्षा में सामूहिक चर्चा करना।
			पाठ-५ जहाँ चाह वहाँ राह	दृढ़ संकल्प से हर काम मुमकिन है समझाते हुए पाठ से अवगत कराएँगे। पाठ को पढ़ने के बाद इला जैसे किसी अन्य व्यक्तित्व या इला के विषय में कुछ पंक्तियाँ लिख पाने में सक्षम होंगे। विभिन्न प्रकार के कशीदाकारी से अवगत होंगे।	इला जैसे प्रेरणास्पद किसी अन्य व्यक्तित्व जैसे अरुणिमा सिन्हा की कहानी सुनाना वीडियो दिखाना तथा उनके बारे में लिखने के लिए प्रेरित करना। पाठ में से संज्ञा व क्रिया शब्द छाँटना।
			व्याकरण- पर्यायवाची शब्द	परिभाषा समझाकर पर्यायवाची शब्दों से अवगत कराना।	छात्रों के बस्ते में जो-जो चीज़ें हैं, उनके चित्र के साथ दो-दो नाम लिखेंगे।
			व्याकरण- सर्वनाम	सर्वनाम की परिभाषा को समझाते हुए उनके भेदों से अवगत कराएँगे।	सर्वनाम के भेदों का रेखाचित्र छात्र स्वयं बनाएँगे, तथा

					सर्वनाम शब्द से शुरू होने वाली हिन्दी फिल्मों के नाम लिखेंगे।
4.	July	26	पाठ-६ चिट्ठी का सफ़र	पाठ के माध्यम से संचार के साधनों से अवगत कराएँगे। पाठ पढ़ने तथा समझने के बाद छात्र पिनकोड, घर का पता इत्यादि का सही उपयोग कर सकेंगे।	किन्हीं तीन संचार साधनों का चित्र बनाकर उनके बारे में लिखवाना। अपने किसी एक नज़दीकी रिश्तेदार या मित्र के पते की सूची तैयार करना तथा कापी में पत्र पेटिका बनाना।
			व्याकरण- वचन	वचन की परिभाषा को समझकर उसके भेद सीखेंगे।	संकेत के आधार पर वर्ग-पहेली पूरी करना।
			पाठ-७ डाकिए की कहानी, कँवरसिंह की जुबानी	पाठ के माध्यम से साक्षात्कार शब्द का अर्थ समझेंगे और विषम परिस्थितियों में भी साहस व बुद्धि का प्रयोग सीखेंगे।	डाकिया डाक के साथ बैंक भी लाया है। जानने के लिए वीडियो दिखाना व इस विषय पर कक्षा में चर्चा करना।
			व्याकरण- विशेषण	विशेषण का परिचय प्राप्त कर उसका प्रयोग करना सीखेंगे।	कक्षा में मॉनिटर चुनते समय कौन-कौन से गुण देखे जाते हैं स्वयं लिखेंगे।
5.	August	18	व्याकरण- क्रिया	क्रिया की परिभाषा समझाकर भेदों से अवगत कराएँगे।	वर्ग पहेली से क्रिया शब्द छांटकर कहानी बनाएँगे।
			पाठ-९ एक माँ की बेबसी	काव्य के माध्यम से माँ की ममता के भावों से अवगत कराएँगे। बच्चों में संवेदनशीलता एवं दूसरे असहाय बच्चों की सहायता की प्रेरणा पैदा करना।	'माँ' की तस्वीर चिपकाकर माँ के बारे में एक कविता लिखेंगे। आँख से जुड़े कुछ मुहावरे सचित्र लिखना।
			पाठ-१० एक दिन की बादशाहत	बालपन के समय होने वाले अनुभवों से पाठ के द्वारा अवगत होंगे। अभिनय कला का विकास	शिक्षिका छात्रों के साथ "अगर तुम्हें एक दिन के लिए

				होगा तथा अपनी बात को आत्मविश्वास से कहने की योग्यता का विकास।	सारे अधिकार मिल जाए तो तुम क्या-क्या काम करोगे?" चर्चा करना।
			व्याकरण- विलोम शब्द	जो शब्द एक-दूसरे का विपरीत अर्थ प्रस्तुत करते हैं, उन्हें विलोम शब्द कहते हैं उदाहरणों द्वारा समझेंगे।	ऐसी कौन-सी दैनिक क्रियाएँ हैं जिनकी विपरीत क्रियाएँ भी आप करते हैं? लिखेंगे।
6.	September	25	लेखन अनौपचारिक पत्र	पत्र का प्रारूप समझाकर अनौपचारिक पत्र से अवगत कराना। अपने घर तथा नज़दीकी रिश्तेदारों का पता जान सकेंगे। मित्र को पत्र लिखेंगे।	विषय से संबंधित लेखन कार्य करवाना।
			लेखन- कहानी लेखन	कहानी लिखना एक कला है। इसका जितना अभ्यास किया जाए उतना ही हमारे लेखन कौशल में निखार आता है। संकेतों व चित्रों को ध्यान में रखते हुए कहानी लेखन की पद्धति से अवगत कराना।	विषय से संबंधित लेखन कार्य करवाना।
			व्याकरण- काल	काल की परिभाषा समझाकर उसके भेदों से अवगत कराना। हिंदी में महीनों के नाम याद करेंगे।	कोई काम उसके निर्धारित समय पर न किया जाए तो उससे क्या हानि होगी स्वयं सोचकर लिखेंगे।
			पुनरावर्तन	अभ्यास पत्रक द्वारा अभ्यास करवाना।	संबंधित अभ्यास पत्रक द्वारा अभ्यास कराना।
			पाठ-१२ गुरु और चेला	मूर्ख व्यक्ति का कोई सम्मान नहीं करता है, तथा मूर्खता की वजह से कभी-कभी भारी कीमत चुकानी पड़ती है, काव्य द्वारा अवगत कराएँगे। बाज़ार में अनेक चीज़ों के दाम का ज्ञान तथा बच्चे गुरु के महत्व को जानेंगे।	विभिन्न देशों की मुद्रा के विषय में चर्चा करके नाम लिखवाना। गुरु की भूमिका को दर्शाते हुए गुरु के बारे में पाँच पंक्ति लिखना। जैसे- गुरु गोविंद दोउ खड़े

7.	October	12			काके लागू पांव।
			पाठ-१३ स्वामी की दादी	बड़ों का आदर सम्मान की भावना को प्रेरित कर पाठ से अवगत कराएँगे। परिवार, मित्र, शिक्षक आदि की भाषा को समझने की योग्यता का विकास। सीखे गए ज्ञान को परिवेश के साथ जोड़ सकेंगे।	विभिन्न पदों जैसे पुलिस, अधीक्षक, मजिस्ट्रेट आदि की चर्चा। लौंग, इलायची, दालचीनी आदि मसालों पर सामूहिक चर्चा। अपनी 'दादी माँ' विषय पर सचित्र अनुच्छेद लिखना।
8.	November	22	पाठ-१४ बाघ आया उस रात	बाघ के बारे में जानकारी एकत्र कर काव्य से अवगत कराएँगे। पशु-पक्षियों और दूसरों की सुरक्षा के प्रति जागरूक होंगे।	बाघ संरक्षण के लिए क्या-क्या उपाय किए गए हैं तथा ये उपाय कितने प्रभावकारी रहे परियोजना बनाना।
			पाठ-१५ बिशन की दिलेरी	"पशु-पक्षी पृथ्वी की धरोहर हैं तथा इनकी सुरक्षा हमारी जिम्मेदारी"। कहानी के द्वारा संदेश देना। विभिन्न पत्तियों का उपयोग, फर्स्ट एड बॉक्स के बारे में जानकारी तथा अपनी बात को आत्मविश्वास से कहने की योग्यता का विकास।	यदि आप 'बिशन' की जगह होते तो क्या करते कक्षा में चर्चा करेंगे। अपने आस-पास पाए जाने वाले पाँच-पाँच पशु-पक्षियों की तालिका सचित्र बनाना।
			लेखन- संवाद लेखन	अलग-अलग प्रकार के संवादों को सुनाकर संवाद लेखन से परिचित कराना तथा लिखना सिखाना।	विषय से संबंधित लेखन कार्य करवाना।
			लेखन - औपचारिक पत्र	पत्र के प्रारूप को तथा लिखने के ढंग को समझाते हुए औपचारिक पत्र से अवगत कराना।	विषय से संबंधित लेखन कार्य करवाना।
9.	December	25	व्याकरण- विराम-चिह्न	हिंदी भाषा को समझने या समझाने के लिए विराम-चिह्नों की खास भूमिका होती है। यह समझाते हुए विराम-चिह्नों के भेदों से अवगत कराएँगे।	छात्र स्वयं से विराम-चिह्न के चार्ट द्वारा कक्षा में एक-एक कर चिह्नों को समझाएँगे।

			पाठ-१६ पानी रे पानी	लेख के माध्यम से जल ही जीवन है, 'वृक्ष लगाओ जीवन बचाओ' जैसे भावों की प्रेरणा देना। जलचक्र का ज्ञान होना, जल स्रोतों का ज्ञान होना तथा जल संरक्षण के लिए प्रेरित होना।	जलचक्र प्रक्रिया की पूरी जानकारी प्राप्त कर जल संरक्षण के उपायों के बारे में चर्चा करना।
			पाठ-१७ छोटी-सी हमारी नदी	पथ द्वारा नदी के महत्व को दर्शाना, जो लोगों के लिए पानी, भोजन तथा परिवहन का स्रोत है से अवगत कराना।	दिए गए शब्दों की सहायता से जैसे नदी, नाव, मछली, नहाना, स्वच्छ आदि से 'नदी' विषय पर लघु कथा लेखन। गाँव तथा शहर में सबसे चहल-पहल वाली जगह के बारे में बताना।
			व्याकरण- मुहावरे	मुहावरों को समझकर उनका वाक्यों में प्रयोग सीखेंगे। बातचीत को प्रभावशाली बनाने के लिए मुहावरों का उचित उपयोग करेंगे।	दी गई वर्ग-पहेली में से मुहावरे छांटकर लिखेंगे। चित्र भी बनाएँगे।
10.	January	17	पाठ-१८ चुनौती हिमालय की	यात्रावृत्तांत के माध्यम से कठिन परिस्थितियों में भी मंज़िल तक पहुँचने की प्रेरणा देना। अधिगम का स्वयं के जीवन में उपयोग एवं सृजन शक्ति का विकास। साहसिक कार्य करने को प्रेरित करना।	विभिन्न पर्वतारोहियों की जानकारी देना व सूची बनाना तथा चित्र चिपकाना। मानचित्र में लेह लद्दाख़ को ढूँढ़ना तथा भारत के राज्यों की राजधानियों के नाम लिखना।
			लेखन- कहानी लेखन	संकेतों को ध्यान में रखते हुए कहानी लेखन की पद्धति से अवगत कराएँगे।	विषय से संबंधित लेखन कार्य करवाना।
			व्याकरण- वाक्य,	वाक्य की परिभाषा समझाकर वाक्य के अंगों से परिचित कराना। वाक्यों के माध्यम से शुद्ध-शुद्ध अपने भावों की अभिव्यक्त करना	कक्षा में दो टीमों बनाकर वाक्य के अंगों से वाक्य बनवाकर खेल खिलवाना।

			श्रुतिसम - भिन्नार्थक	<p>सिखाना।</p> <p>सभी भाषाओं में कुछ शब्द ऐसे होते हैं, जो बोलने और सुनने में एक जैसे लगते हैं, परंतु इनकी वर्तनी तथा अर्थ भिन्न होते हैं ऐसे शब्दों को श्रुतिसम-भिन्नार्थक कहते हैं, अवगत कराएँगे। जैसे:- ग्रह और गृह, बेल और बैल आदि।</p>	<p>कुछ ऐसे वाक्य बनाएँगे जिसमें श्रुतिसम-भिन्नार्थक शब्दों का प्रयोग हुआ हो; जैसे- मैंने एक दिन एक दीन व्यक्ति को देखा।</p> <p>श्रुतिसम-भिन्नार्थक शब्दों का सुंदर चार्ट बनाएँ।</p>
11.	February	23	व्याकरण- क्रियाविशेषण	<p>क्रियाविशेषण की परिभाषा को समझाकर भेदों से अवगत कराना।</p>	<p>क्रियाविशेषण के भेदों का चार्ट उदाहरण के साथ बनाएँगे व कक्षा में पढ़कर एक-दूसरे को सुनाएँगे।</p>
			व्याकरण- संबंधबोधक	<p>संबंधबोधक की परिभाषा जानकर दो वस्तुओं या एक कार्य का दूसरे कार्य से संबंध जोड़ना सीखेंगे।</p>	<p>संबंधबोधक के दस उदाहरणों का उत्तर के साथ कक्षा में चर्चा व लिखना।</p>
			पुनरावर्तन	<p>पत्रक द्वारा अभ्यास करवाना।</p>	<p>संबंधित अभ्यास पत्रक द्वारा अभ्यास कराना।</p>

Name of the Teacher : Sumanti Pandey / Soni Tiwari / Chetna Pandya



























TAQOVANI INTERNATIONAL SCHOOL

YEARLY SYLLABUS 2025-26

SUBJECT: ARTIFICIAL INTELLIGENCE (AI)

Class: V

Sr.No	Month	Working Days	No. & Name of the Chapter	Content / Sub Topics	Activities
1	April	22	Ch-1 How Computers Evolved	<ul style="list-style-type: none"> ✚ Early computing devices ✚ Evolution of computers ✚ Limitations of a computer ✚ Generations of a computer ✚ Characteristics of a computer ✚ Evolution of supporting hardware 	<ul style="list-style-type: none"> ➤ To know about the Evolution of computer. ➤ What are the limitations and Characteristic of computer
3	June	23	Ch-2 Software and Its Types	<ul style="list-style-type: none"> ✚ Software: An Introduction ✚ Application Software ✚ System Software 	<ul style="list-style-type: none"> ➤ To know about the software and its types.
4	July	26	CH-3 MS Word 2016: Tables	<ul style="list-style-type: none"> ✚ Creating and Modifying a table ✚ Changing column width ✚ Applying borders and shading ✚ Calculations in table, Entering Data ✚ Formatting a Table, Splitting cells ✚ Resizing a table ✚ Updating calculations in a table 	<ul style="list-style-type: none"> ➤ To know about creating a table in MS Word 2016. ➤ Practical based on Formatting a Table.
5	August	18	Ch-4 MS PowerPoint 2016: Advanced Features	<ul style="list-style-type: none"> ✚ Creating a new presentation ✚ To view slide show ✚ Formatting the slide ✚ Using built-in templates ✚ Organising slides 	<ul style="list-style-type: none"> ➤ Practical based on MS PowerPoint 2016 for creating a new presentation.
6	September	25	CH-5 MS Excel 2016: Basics	<ul style="list-style-type: none"> ✚ Uses of Microsoft Excel ✚ Electronic spreadsheet ✚ Cell and cell address ✚ Types of Data ✚ Copying and moving a data, Auto sum 	<ul style="list-style-type: none"> ➤ To know about the Basics of MS Excel 2016. ➤ Working on Worksheets and Workbook.

				 Starting Microsoft Excel  Worksheet and workbook  Important components of Excel  Entering data in a worksheet  Cutting and moving data  Sorting data in Excel REVISION FOR HALF YEARLY	➤ Practical based on MS Excel 2016.
7	October	12	Ch-6 Algorithms and Flowcharts Ch-7 Scratch	 Working with Multiple Sprites  Operator Block  Adding and extension Control Block  Sensing Blocks  Variables Block  Problem Solving  Properties of Algorithm  Flowchart Symbols Algorithm, Flow Charts	➤ To know about the different components of scratch. ➤ Practical based on Scratch. ➤ To know about properties of Algorithm and Flowchart Symbols.
8	November	22			
9	December	25	CH-8 Web Browsers	 Internet  Features of Browser  Google Account and Synchronisation  Web Browser  Advanced Features	➤ Practical based on Internet and Web browser.
10	January	17	Ch-9 Introduction to Email	 What is an Email?  How to sign in to Email?  How to read an Email?  Email Address  How to compose and send an email	➤ To know about the Email. ➤ How to sign in to Email and Compose an Email.
11	February	23	Practical sessions/Revision for final exam		
12	March	10			

Name of the Teacher: Ms. Sneha Dolly



TAPOVAN INTERNATIONAL SCHOOL
YEARLY SYLLABUS 2025-26

SUBJECT: GUJARATI

Class: V

Sr.No	Month	No.of Working Days	No. & Name of the Chapter / Lesson	Content / Sub Topics	Activities
1	April	22	સ્વરઅનેવ્યંજન	સ્વરઅનેવ્યંજનવિશેસમજ	વિદ્યાર્થીઓને ભાષાના મૂળાક્ષરીના વળાંકોનું ક્રમિકરીતે જ્ઞાનઆપવું.
2	June	23	બારાક્ષરી	બારાક્ષરી વિશેસમજ	વિદ્યાર્થીઓ બારાક્ષરીનો ચાર્ટ બનાવે.
3	July	26	૧. વાંદરાનેવાંચતાં ન આવડે	વાંદરાભાઈનીવાર્તાકહેવી.	વાર્તાવિશે વિદ્યાર્થીઓને પ્રશ્નો પૂછી વિચારવાનીતકઆપવી.
4	August	18	૨. પોટલાં ટપકે ટપ્પ	વાદળાંનીગમ્મતવિશેવાર્તાકહેવી. એકવચન - બહુવચનવિશેસમજ	વિદ્યાર્થીઓ ગીતનુંસમૂહગાનકરે. એકવચન - બહુવચનવિશેસમજ કેળવે.

5	September	25	પુનરાવર્તન	પ્રશ્નોના જવાબનું પુનરાવર્તન	બાળકો પુનરાવર્તન કરે.
6	October	12	૩. હુંપતંગિયું મારા પિલ્લુનું	પ્યારાપિલ્લુવિશેવાર્તાકહેવી.	વિદ્યાર્થીઓ વાક્યોનું અનુલેખન કરે.
7	November	22	૪. સસલાની પાછળ કૂતરું	કૂતરો અને સસલું વિશેવાર્તાકહેવી.	વિદ્યાર્થીઓ વાક્યોનું અનુલેખન કરે.
8	December	25	જોડાક્ષર	જોડાક્ષર વિશેસમજ	જોડાક્ષર વિશેસમજ કેળવે.
9	January	17	‘ર’ નાજુદાજુદા પ્રયોગ	રત્ન, કર્મ, ગ્રહ, દ્રકવગેરે શબ્દો વિશેસમજ	‘ર’ નાજુદાજુદા પ્રયોગ વિશેસમજ કેળવે.
10	February	23	પુનરાવર્તન	પ્રશ્નોના જવાબનું પુનરાવર્તન	બાળકો પુનરાવર્તન કરે.

Name of the Teacher :Mrs. Nilam Patel