



**TAPOVAN INTERNATIONAL SCHOOL**  
**YEARLY SYLLABUS 2025-26**

**SUBJECT: ENGLISH**

**Class: VI**

Sr. No.	Month	No. of Working Days	No. & Name of the Chapter / Lesson	Content / Sub Topics	Activities
1	April	22	<b>Unit-1: Fables and folk tales</b> <b>Prose:</b> Ch-1 A Bottle of Dew  <b>Poem :</b> The Raven and the Fox  <b>Grammar:</b> 1. Nouns 2. Sentences 3. Verbs  <b>Writing:</b> Letter Writing (Informal)	1. Introduction of the author, his literary works, genre, content characters, theme. Explanation of textual as well as value based questions. 2. Introduction of the poet, theme of the poems and appreciation of poetic writing skills. 3. Will learn different types of verbs: Transitive and Intransitive. 4. They will learn different types of nouns and their usages. 5. They will learn four kinds of sentences and their usages. 6. Students will learn format and usage of Informal letter	1. Explore Find out the varieties of bananas which are grown, cultivated and eaten in different parts of India.  2. Poem narration in the form of a story with a different ending. . <b>Quiz</b> on rhyming words and alliteration.  3. Making Flow Chart of Nouns  4. Sentence Scramble
3.	June	23	<b>Prose:</b> Ch-2 Rama to the Rescue  <b>Unit -2 : Friendship</b> <b>Prose:</b> Ch-3 The Unlikely best friends  <b>Grammar:</b> 1. Punctuations and Capital letters	1. Students will develop quick thinking and problem solving skills in a dangerous situation.  2. Understanding the concept of loneliness, companionship and the bond between different species.  3. Understands and apply the rules of punctuation and capitalization.	1. Create a safety awareness <b>poster</b> for the school  2. Will write a creative story about the two unlikely friends with pictorial presentation  3. Error correction.

			<p>2.Pronouns 3.Articles</p> <p><b>Writing :</b> Letter Writing (Formal)</p>	<p>4. Types of Pronouns: Personal, Possessive, Reflexive, Emphasizing, Demonstrative, Interrogative, Relative, Indefinite.</p> <p>5. Introducing types of articles and their uses.</p> <p>6. Understanding the format of formal letter writing and usages.</p>	<p>4. Table of pronouns and its types.</p> <p>5. <b>Error Correction</b> in articles.</p> <p>6. Writing Letters to friends and relatives.</p>
4.	July	26	<p><b>Unit -2 : Friendship Prose:</b> Ch-4 The Chair</p> <p><b>Poem:</b> A Friend's Prayer</p> <p><b>Grammar:</b> Adjectives and Degrees of Comparison Tenses (simple and continuous)</p> <p><b>Writing Skill:</b> Message writing Notice Writing</p> <p><b>Subject Enrichment Activity</b></p>	<p>1. Students will understand the difference between true friends and companions.</p> <p>2. Introduction of the poet, theme of the poems and appreciation of poetic writing skills.</p> <p>3. Will learn adjectives, their types and formation of degrees using them.</p> <p>4. Exercises related to the various forms of Verbs and its variations as per the change in the tenses. Construction of sentences and transformation as per tenses.</p> <p>5. Learns to convey information, requests or reminders.</p> <p>6. Understanding different types of notices and their formats.</p>	<p>1. There will be a <b>vocabulary quiz</b> on friendship related words.</p> <p>2. Create a poem using the word <b>FRIENDS</b>.</p> <p>3. Solving the exercise given in 'Workbook'.</p> <p>4. Writing notices on different headings.</p> <p>5. Compose messages <b>Conducting speaking activity like JAM to enhance spoken ability.</b></p>
5.	August	18	<p><b>Unit: 3 Nurturing Nature Prose:</b> Ch:1 Neem Baba</p> <p><b>Grammar :</b> 1.Active and Passive Voice (Simple and Continuous Tenses)</p>	<p>1. Understanding the history, uses and importance of neem trees in various aspects of life.</p> <p>2. Identifying voice, functions and forms of simple tenses .Passive construction in Simple Tenses in positive and negative sentences.</p>	<p>1. Create a <b>Poster</b> about the uses of neem in daily life.</p> <p>2. Solving the exercise of Active Passive Voice from their workbook.</p>

			<b>Writing:</b> Picture Composition	3. To encourage pupils to describe the picture in words.	3. They will be given a picture to describe in their own words.
6.	September	25	<b>Unit: 3 Nurturing Nature</b> <b>Prose:</b> Ch:3 Spices That Heal Us <b>Poem:</b> What a Bird Thought <b>Grammar:</b> 1.Modals  <b>Revision for Mid Term Exam</b>	1. Understanding the importance of spices and natural remedies in daily life. 2. Understanding the themes of nature and beauty of the natural world. 3. Discussing the Modal verbs related to Ability, possibility, permission, suggestion, intention, etc. 4. <b>Revision of all exercises</b>	1. They will create a <b>spice booklet</b> with information on healing properties and uses. 2. They will research and present information about different types of birds nests. <b>Revision worksheet will be given.</b>
7.	October	12	<b>Unit-4 : Sports and Wellness</b> Ch:1 Change of Heart  <b>Grammar:</b> 1.Prepositions  <b>Writing:</b> Paragraph Writing	1. They will learn about sportsmanship and the importance of enjoying the game rather than just focusing on winning. 2. Introduction of the prepositions and its types; Preposition of time, place, direction, movements and possession. 3. Will learn to develop paragraphs on events / situation.	1. They perform a short skit about fair play in sports. 2. Preposition Pictionary They will create a <b>spice booklet</b> with information on healing properties and uses. 3. They will research and present information about different types of birds' nests.
8.	November	22	<b>Unit-4: Sports and Wellness</b> <b>Prose:</b> Ch:3 Yoga- A Way of Life  <b>Poem:</b> The Winner  <b>Grammar:</b>	1. The chapter focuses on origins, benefits, importance of yoga as a holistic development. 2. They will learn about personification and rhyme scheme of the poem 3. Explanation of Conjunctions (coordinating, correlative and subordinating). Rules and usages in a sentence.	1. They will present information about two yoga asanas and their benefits. 2. They will write a poem about a favourite game or sport..

			<p>1. Conjunctions 2. Adverbs and Degrees of Comparison</p> <p><b>Writing Skill:</b> Diary Writing</p>	<p>4. Introduction of different types of degrees. Its uses in formation of degrees. 5. Understanding the format of writing a diary and learning of Diary Entry on various topics.</p>	<p>3. Solving exercise of conjunctions from the workbook for practice. 4. Make table of three forms of degrees. 5. They will be told to keep a diary and write the important happenings in life.</p>
9.	December	25	<p><b>Unit- 5 : Culture and Tradition</b> <b>Prose:</b> Ch-1 Hamara Bharat- Incredible India! <b>Poem:</b> The Kites <b>Grammar:</b> 1.Direct indirect speech <b>Writing:</b> Story Writing <b>Subject Enrichment Activity</b></p>	<p>1. Understanding the various traditional art forms from different states of India, emphasizing the concept of unity in diversity. 2. This poem focuses on kites flying in the sky and a child's imaginative desire to fly with them. 3. Understanding the term reported speech and reporting verb of Declarative and Interrogative Sentences. Converting the Sentences from direct to indirect form. 4. Enable students to write story with the help of outlines.</p>	<p>1. They will create a presentation about an art form from their state. 2. Make a simple kite with a positive message. 3. Solving the exercises of reported speech given in workbook to make the concept clear. 4. Story Telling 5. <i>Conduction of a Listening Task.</i></p>
10	January	17	<p><b>Unit- 5 : Culture and Tradition</b> <b>Prose:</b> Ch-10 Ila Sachani: Embroidering Dreams with her Feet <b>Poem:</b> Ch- 11 National War Memorial <b>Grammar</b> Phrasal Verbs</p>	<p>1. A chapter focuses on the Kathiawar embroidery and other Indian embroidery styles. 2. This lesson focuses on the importance of honouring brave soldiers and national heritage. 3. Understanding different phrasal verbs which are essential for effective communication.</p>	<p>1. They will make a simple embroidery design (with hands or an alternative method). 2. Will write a descriptive paragraph on 'The National War Memorial'. 3. Making the list of Phrasal Verbs which</p>

					they have learnt in different chapters.
11	February & March	23& 10	<b>Revision for final Exam</b>	Revision of all the exercises	Revision of all the exercises of Grammar through Practice sheet.

Name of the Teacher: **Solanki Paul**



**TAPOVAN INTERNATIONAL SCHOOL**  
**YEARLY SYLLABUS 2025-26**

**SUBJECT: MATHEMATICS**

**Class: VI**

Sr.No	Month	Working Days	No. & Name of the Chapter	Content / Sub Topics	Activities
1	April	22	Chapter -1 Patterns in Mathematics	What is Mathematics? Patterns in numbers, Visualising number sequences, Relation among Number Sequences, Patterns in shapes, Relation in number Sequence	Pictorial representation of some number sequence.
2	June	23	Chapter-2 Lines and Angles  Chapter -3 Number Play	Point, Line segment, Line, Ray, Angle, Comparing Angles, Classification of angles, Measuring angles, Drawing of angles, Types of angles.  Numbers can tell us things, Supercells, Patterns of numbers on the number line, Clock and Calendar, Mental Math, Simple estimation	Making paper protractor by paper folding technique  Making craft using origami  Game: Digit detectives The magic number of Kaprekar( Pair activity), Playing with number pattern
3	July	26	Revision for PT 1  Chapter -4 Data Handling and Presentation	Collection and Organization of data in frequency table using Tally marks. Interpretation of a pictograph. Interpretation of Bar Graphs, Drawing of Bar graphs, Artistic and Aesthetic Considerations	Collecting data and representing it in a tabular form, pictograph and bar graph
4	August	18	Chapter-5 Prime Time	Factors, Multiples, Common Factors, Prime Numbers, Co-Prime numbers, Prime factorization, Divisibility tests.	Idli – Vada Game ( group activity) Sieve of Eratosthenes. Co prime art, Fun with numbers

5	September	25	Revision of mid term exam		
6	October	12	Chapter -8 Playing with Constructions	Artwork, Construct A Person with Compass and Ruler, Constructing Square and Rectangles, Exploring Diagonals of Rectangle and Square, Points equidistant from two given points.	Art work using Rounder and ruler ,Making a house
7	November	22	Chapter-6 Perimeter and Area  Chapter-7 Fractions	Perimeter, Perimeter of Rectangle, Perimeter of Square, Perimeter of Triangle, Perimeter of Regular Polygon, Area of Triangle. Area Maze Puzzle  Place value, Fraction as decimals, Decimals as fractions, Comparison of fractions, Addition and subtraction	Area of an irregular shape on a grid paper by counting squares. Area of pieces of Tangram  Using a fraction wall to find equal fractional lengths
8	December	25	Chapter-9 Symmetry	Symmetry around us, Line of symmetry, Reflection, Generating shapes having lines of symmetry, Rotational symmetry, Symmetries of circle.	Playing with Tiles Making Patterns with one and two line of symmetry on a colored paper
9	January	17	Chapter-10 The other side of Zero	Introduction of negative and positive numbers, Number line presentation, comparison, addition, subtraction and simplification, Use of Integers in real life,	Addition and subtraction of integers using stickers or bindis of two different shades to show negative and positive integers
10	February	23	Revision of Annual exam		
11	March	10	FINAL EXAMINATION		

Name of the class teacher: Usha Sharma, Manisha Kumari

















**TAPOVAN INTERNATIONAL SCHOOL**  
**YEARLY SYLLABUS 2025-26**

SUBJECT: **SCIENCE**

Class: **VI**

Sr. No	Month	No. of days	No. & Name of the Chapter	Content / Sub Topics	Activities
1.	April	22	1. The wonderful world of science  2. Diversity in the living world.   5. Measurement of length and motion.	<b>Ch- 1: The wonderful world of science</b> <ul style="list-style-type: none"> <li>• What is science?</li> <li>• How to think?</li> </ul> <b>Ch- 2: Diversity in the living world.</b> <ul style="list-style-type: none"> <li>• Types of plants: Herb, Shrub, Tree, Creeper and Climber.</li> <li>• Structure of leaf and their venations.</li> <li>• Types of roots, seeds and their relation.</li> <li>• Habitat and its various types.</li> <li>• Adaptation in camel, cactus, pine, rhododendron, fish.</li> <li>• Amphibian animals.</li> </ul> <b>Ch-5: Measurement of length and motion.</b> <ul style="list-style-type: none"> <li>• Ancient unit of measurement.</li> <li>• Standard Units of measurements</li> <li>• Correct way of measuring length.</li> <li>• Describing position and reference point.</li> </ul>	<b>Ch : 1</b> 1. Making strategy to solve wastage of water. <b>Ch : 2</b> 1. Nature walk to find various categories of plant in school garden. 2. Leaf impression activity. 3. Parts of flower 4. Research work on cheetah reintroduction project, <b>Birdman of India</b> and Project tiger. 5. Making of Animal album  <b>Ch : 5</b> 1. Measurement of curve line.  <b>CBQ</b> based worksheet and resource sheet.
2.	June	23	3. Mindful eating: A path to a healthy body.	<b>Ch – 3: .Mindful eating: A path to a healthy body.</b> <ul style="list-style-type: none"> <li>• Components of food.</li> <li>• Function, sources and deficiencies of micronutrients.</li> <li>• Chemical test of nutrients.</li> <li>• Millets: Nutrition -rich cereals.</li> </ul>	1. Chemical test of nutrients. 2. Nutritional information for a packet food like chips vs roasted chana, roasted groundnut vs soya sticks, puffed rice vs puffed millets. <b>Work shop on mindful eating.</b> <b>CBQ</b> based worksheet and resource sheet
3.	July	26	8. A journey through states of water 7. Temperature and its	<b>Ch-8: A journey through states of water</b> <ul style="list-style-type: none"> <li>• Different states of water</li> <li>• How we can change the states of water</li> </ul>	<b>Ch- 8</b> 1. Save water poster making

			<p>measurement</p> 	<ul style="list-style-type: none"> <li>• Factors effecting rate of evaporation.</li> <li>• Cooling effect, Water cycle.</li> </ul> <p><b>Ch- 7: Temperature and its measurement</b></p> <ul style="list-style-type: none"> <li>• Hot or Cold</li> <li>• Temperature and clinical temperature</li> <li>• Different scales of temperature</li> <li>• Conversion of temperature in Kelvin, Fahrenheit, Celsius</li> <li>• Laboratory thermometer and its usage.</li> </ul>	<p><b>Ch- 7</b></p> <ol style="list-style-type: none"> <li>1. Use of clinical and digital thermometer.</li> <li>2. Correct way of measuring temperature using a laboratory thermometer</li> </ol> <p><b>CBQ based resource sheet</b></p>
4.	August	18	<p>12. Beyond Earth</p> 	<ul style="list-style-type: none"> <li>• Star and constellations</li> <li>• our solar system</li> <li>• Natural satellites</li> <li>• The milky way Galaxy</li> </ul>	<ol style="list-style-type: none"> <li>1. Night sky watching</li> <li>2. Working model of constellation</li> </ol> <p><b>CBQ based resource sheet</b></p>
5.	September	25	<b>Revision</b>	<b>Revision Sheet</b>	
6.	October	12	<p>6. Materials around us.</p> <p>9. Methods of separation in everyday life.</p>	<p><b>Ch- 6: Materials around us.</b></p> <ul style="list-style-type: none"> <li>• Grouping of materials</li> <li>• Properties of materials</li> <li>• What is matter?</li> </ul> <p><b>Ch- 9: Methods of separation in everyday life.</b></p> <ul style="list-style-type: none"> <li>• Method of separation for:</li> <li>• Solid + solid: Handpicking, thrashing, winnowing, magnetic separation</li> <li>• Solid + liquid : salt or sugar in water</li> <li>• Liquid + liquid: water and oil.</li> </ul>	<p><b>Ch: 6</b></p> <ol style="list-style-type: none"> <li>1. Exploring properties of materials like transparency, solubility</li> </ol> <p><b>Ch: 9</b></p> <ol style="list-style-type: none"> <li>1. <b>Chemistry lab:</b> to separate the mixture of soil+ water and oil + water.</li> </ol> <p><b>CBQ based resource sheet</b></p>

7.	November	22	4. Exploring Magnets 	<b>Ch 4: Exploring Magnets</b> <ul style="list-style-type: none"> <li>• Magnetic and Non Magnetic Material.</li> <li>• Magnets of different shapes and its poles,</li> <li>• Properties of magnet.</li> <li>• Making of magnet, compass,</li> <li>• Caring of magnet and its uses.</li> </ul>	<b>Physic lab:</b> 1. Identifying the materials attracted by a magnet. 2. A freely suspended magnet rest in <b>N</b> and <b>S</b> direction. 3. Making an iron needle a Magnet.  <b>CBQ</b> based resource sheet
8.	December	25	10. Living Creatures: Exploring their Characteristics 	<b>Ch10: Living Creatures:Exploring their Characteristics</b> <ul style="list-style-type: none"> <li>• Characteristics of living organisms: movement, nutrition, growth, respiration, stimulus, reproduction.</li> <li>• Essential conditions for germination of a seed</li> <li>• Growth and movement In plants,</li> <li>• Life cycle of mosquito and frog.</li> </ul>	1. Essential conditions for germination of seed 2.Growth and movement In plants 3. Biology lab: to observe life cycle of mosquito and frog.  <b>CBQ</b> based resource sheet
9.	January	17.	11. Nature's Treasures 	<b>11: Nature's Treasures</b> <ul style="list-style-type: none"> <li>• Rain water harvesting</li> <li>• energy from sun, forest</li> <li>• Soil, Rock, Minerals</li> <li>• Fossil fuel</li> </ul> Renewable and Non Renewable resources	1. Wastage of water I your daily activities.  <b>CBQ</b> based resource sheet
10.	February	23	<b>Revision</b>	<b>Revision</b>	
11.	March	10			

**Name of the Teacher:** Ms. Banti Solanki



**TAPOVAN INTERNATIONAL SCHOOL**  
**YEARLY SYLLABUS 2025-26**

**SUBJECT: SOCIAL SCIENCE**

**Class: VI**

Sr. No	Month	Working Days	No. & Name of the Chapter / Lesson	Content / Sub Topics	Activities
1	April	22	Chapter-1 Locating Places on the Earth  Chapter-4 Timeline and Sources of History	What is a map and how do we use it? What are its main components? What are coordinates? Use of latitudes and longitudes. Relation of local time and standard time with longitude.  How do we measure the historical time? How can various sources help us understand history? How did early humans live?	Draw the conventional symbols. Draw important latitudes and Heat Zones  Timeline of some main events since 300,000 BCE. Collect information about at least three generations of your family on your mother's and father's side in the tabular form as given on page no. 66.
2	June	23	Chapter-9 Family and Community  Chapter-5 India, that is Bharat	Why is the family unit important? What is a community and what is its role?  How do we define India? What were the ancient names for India?	Draw a simple tree of your family members.  Map of a few regions listed in the Mahabharata. Make a table of the many names of India given by foreigners.
3	July	26	Chapter-10 Grassroots Democracy -Part 1: Governance  Chapter-13 The Value of Work	What is the meaning of 'governance'? Why do we need a government? What is the meaning of 'democracy'? Why is it important?  What are the different types of activities that people engage in? What is their contribution to our everyday lives?	<b>Project:</b> Many of you will remember the lockdown that took place during the COVID-19 pandemic. Make a list of actions that were taken at that time. Which tiers of government were involved in managing the situation? What was the role of each of the organs of government?  Let's Explore: Table of page no. 191
4	August	18	Chapter-7 India's Cultural Roots	What are the Vedas and their message? New school of thought in India in the 1 <sup>st</sup> millennium BCE and their core principles. Contribution of folk and tribal traditions.	<b>Role Play:</b> Stage a small play with Yama, God of death, surrounded by several Nachiketas asking him questions about life.
5	September	25		Revision	

6	October	21	<p>Chapter – 2 Oceans and Continents</p> <p>Chapter-8 Unity in Diversity, or ‘Many in the One’</p>	<p>What are oceans and continents? What are their names and their distribution? In what ways do oceans and continents impact life on Earth, including human life?</p> <p>What is meant by ‘unity in diversity’ in India? Aspects of India’s diversity and to make out the unity underlying the diversity.</p>	<p>Locate five oceans and continents on the outline map of the world.</p> <p>Make a list of ingredients (grains, spices etc.) Take any one vegetable and think of the number of different dishes you can prepare with it.</p>
7	November	17	Chapter-6 The Beginning of Indian Civilization	<p>What is a civilization? What was the earliest civilization of the Indian Subcontinent? What were its major achievements?</p>	<b>Map work:</b> Map of some of the main settlements of the Indus-Sarasvati civilization.
8	December	24	<p>Chapter – 3 Landforms and life</p> <p>Chapter -11 Grassroots Democracy-Part-2: Local Government in Rural Areas.</p>	<p>What are the major types of landforms and their significance to life and culture? What are the challenges and opportunities of life associated with each landform?</p> <p>What are Panchayati Raj institutions? What are their functions? Why are they important in governance and democracy?</p>	<p><b>Group Discussion:</b> A journey that any of you have made through a region of India. List the different landscapes seen on the way. Compare with other groups.</p> <p><b>Activity:</b> Five students will form a Bal Panchayat and the rest of the class imagine they are the villagers. What issues will the Gram Sabha discuss? What challenges could it encounter? What solutions will it propose?</p>
9	January	19	<p>Chapter-14 Economic Activities Around Us</p> <p>Chapter – 7 Local Government in Urban Areas.</p>	<p>How are economic activities classified? What differentiates these activities to be grouped into sectors? How are the three sectors interconnected?</p> <p>What are urban local bodies and what are their functions? Why are they important in governance and democracy?</p>	<p>Make a <b>flow chart</b> showing the process of Dairy Cooperatives: From Farm to Plate.</p> <p><b>Think:</b> Four or five actions that responsible citizens might take to help their area of the city.</p>
10	February / March	22 & 9		Revision	

Name of Teacher: Seema Trivedi



# TAPOVAN INTERNATIONAL SCHOOL

## YEARLY SYLLABUS 2025-26

SUBJECT: GUJARATI

Class:VI

Sr.No	Month	No.of Working Days	No. & Name of the Chapter / Lesson	Content / Sub Topics	Activities
1	April	22	સ્વર,વ્યંજન, બારખડી ૧. ખિસ્સામાં પહેલવાન? હા! (પાઠ)	સ્વર,વ્યંજન, બારખડીનું ઉચ્ચારણ ચિત્રવર્ણન,વાર્તા અને ગીત	વિદ્યાર્થીઓ સ્વર, વ્યંજન, અને બારખડીનું ઉચ્ચારણ કરે. બાળકો ચિત્રવર્ણન કરતાં શીખે.
2	June	23	૧. ખિસ્સામાં પહેલવાન? હા! (પાઠ) ૨. તેને તે ઊગશે?	દાંત વિશે સમજ તેમજ અઘરા શબ્દોના અર્થ વાર્તા અને ગીત	વિદ્યાર્થીઓ અઘરા શબ્દો પરથી વાક્યો બનાવે. સમાનતા અને તફાવત દર્શાવતી પ્રવૃત્તિ.
3	July	26	૨. તેને તે ઊગશે? (પાઠ)	ચિત્રવર્ણન પક્ષીઓ વિશે સમજ શબ્દસમૂહ	બાળકો ચિત્રવર્ણન કરે. બાળકો વર્ગખંડમાં પક્ષીઓ વિશે વિશેષ માહિતી મેળવી ચર્ચા કરે.
4	August	18	૩. શંખલાની બહેન છીપલી (પાઠ)	તહેવારોનું જ્ઞાન રક્ષાબંધન વિશે સમજ	બાળકો વર્ગખંડમાં તહેવારો વિશે માહિતી મેળવી ચર્ચા કરે. બાળકો 'રક્ષાબંધન' વિશે પાંચ-છ વાક્યો બોલે.
5	September	25	૩. શંખલાની બહેન છીપલી (પાઠ)	ઉચ્ચારણ વિષયક સજ્જતા : 'સ' અને 'શ' પુનરાવર્તન	બાળકો વર્ગખંડમાં 'સ' અને 'શ' નું ઉચ્ચારણ કરે.



6	October	12	૪. સિંહ ધૂધવે બકરો ભાગે (પાઠ)	વાર્તા અને ગીત સાચી જોડણી, સંવાદલેખન વિશેની સમજ	વાર્તા આધારિત પ્રવૃત્તિ
7	November	22	૪. સિંહ ધૂધવે બકરો ભાગે (પાઠ)	દરિયા વિશે સમજ ચિત્રવર્ણન	બાળકો વર્ગખંડમાં દરિયા વિશે ચાર-પાંચ વાક્યો બોલે.
8	December	25	પ.પવન ખિજાય તો ગોળ આપટો (પાઠ)	વાર્તા અને ગીત રૂઢિપ્રયોગ	બાળકો 'ગોળ' કેવી રીતે બને તેની ચર્ચા વર્ગખંડમાં કરે.
9	January	17	પ.પવન ખિજાય તો ગોળ આપટો (પાઠ)	ઉખાણાંની સમજ	બાળકો વર્ગખંડમાં ઉખાણાના જવાબ બોલે.
10	February	23	પ.પવન ખિજાય તો ગોળ આપટો (પાઠ)  પુનરાવર્તન	સમાનાર્થી શબ્દો  પુનરાવર્તન કરવું	વિદ્યાર્થીઓ ગોળમાથી બનતી અલગ-અલગ વાનગીઓ વિશે બતાવે અને ચર્ચા કરે.
11	March	10			

Name of the Teacher:Ms.DhruviVyas



TAPOVAN INTERNATIONAL SCHOOL  
YEARLY SYLLABUS 2025-26

SUBJECT:HINDI

Class:VI

Sr. No	Month	No.of Working Days	No. & Name of the Chapter / Lesson	Content / Sub Topics	Activities
1	April	22	पठन कार्य एवं श्रुतलेखन  मल्हार- पाठ-१ मातृभूमि (कविता) पाठ-२ गोल (संस्मरण)  व्याकरण- भाषा , पर्यायवाची शब्द  लेखन-चित्र वर्णन	पूर्व कक्षा के आधार पर छात्रों से पठन कार्य करवाना एवं लेखन क्षमता की जाँच करना। पठन और लेखन संबंधित कौशल को आत्मसात करवाना। इस कविता द्वारा भारत की प्राकृतिक और सांस्कृतिक विशेषताओं व देश प्रेम की भावना से अवगत कराना। इस संस्मरण के माध्यम से ध्यानचंद के जीवन और उपलब्धियों से अवगत कराना। भाषा तथा भाषा के रूपों को उदाहरण सहित लिखवाना। परिभाषा व उदाहरण द्वारा पर्यायवाची शब्द का अभ्यास कराना। चित्र से संबंधित अपने विचारों को लिखकर प्रकट करवाना।	मूल्यांकन कार्य द्वारा पठन व लेखन अभ्यास कार्य करवाना।  भारत की किसी एक प्राकृतिक या सांस्कृतिक विशेषता पर अनुच्छेद लिखवाना। अपनी पसंद के खेल व खिलाड़ी का चित्र चिपकार उनकी विशेषता लिखवाना। रिक्त स्थानों की पूर्ति करवाना। शब्दों के पर्यायवाची लिखवाना। सही उत्तर पर गोले करवाना । चित्र देकर उससे संबंधित वर्णन करवाना।
2	May	-	-	-	-
3	June	23	पाठ-३ पहली बूँद (कविता)  पाठ-४ हार की जीत (कहानी)  व्याकरण- संज्ञा,  वचन  लेखन- अनुच्छेद लेखन,  पत्र लेखन	कविता द्वारा बच्चों को प्रकृति के विभिन्न तत्वों के बीच के संबंध से अवगत कराना। पाठ के पात्रों के चरित्र और उनके व्यवहार नैतिक मूल्यों से अवगत कराना।  संज्ञा की परिभाषा तथा उसके भेदों को उदाहरण सहित लिखवाना।  वचन की परिभाषा व भेदों से अवगत कराना।  अनुच्छेद लेखन के नियमों से अवगत करा अनुच्छेद लेखन लिखवाना। अनौपचारिक पत्र का प्रारूप समझाकर विषय से संबंधित अभ्यास कराना।	इंद्रधनुष बनवाकर उस पर कविता लिखवाना।  कहानी की कौन-कौन सी बातें पसंद आई ? कक्षा चर्चा करवाना।  वाक्यों में से संज्ञा शब्द एवं उसके भेदों के नाम बताना।  वचन से जुड़ी वर्ग पहेली हल करवाना।  विषय पर आधारित अनुच्छेद लेखन करवाना।  विषय से संबंधित लेखन कार्य करवाना।

4	July	26	पाठ- ५ रहीम के दोहे (दोहे) पाठ- ६ मेरी माँ (आत्मकथा)  व्याकरण- सर्वनाम लेखन- संवाद लेखन अपठित गद्यांश, पद्यांश	दोहों में निहित नैतिक मूल्यों तथा उनका अपने जीवन में कैसे प्रयोग करना इससे अवगत कराना। इस आत्मकथा के द्वारा बच्चों को बिस्मिल और उनकी माँ के चरित्र व माँ-बेटे के संबंधों तथा परिवार में माँ की भूमिका से अवगत कराना। परिभाषा व सर्वनाम के भेदों को उदाहरण द्वारा स्पष्ट करना। संवाद लेखन किसे कहते हैं व उसके लिखने के नियमों से अवगत करा दिए गए विषय पर संवाद लेखन करवाना। दिए गए पद्यांश, गद्यांश को पढ़कर प्रश्नों के उत्तर लिखना।	अन्य दोहे एकत्र कर चार्ट पेपर पर लिखवाना तथा दोहे को कंठस्थ करवाना। "माँ का बच्चे के जीवन में योगदान" विषय पर सचित्र अनुच्छेद लिखवाना।  छात्र सर्वनाम विषय को उदाहरण सहित कक्षा में समझाएँगे। विषय से संबंधित लेखन कार्य करवाना।  विषय से संबंधित लेखन कार्य करवाना।
5	August	18	पाठ- ७ जलाते चलो (कविता)  व्याकरण- वर्ण-विच्छेद लेखन- विज्ञापन लेखन	कविता द्वारा बच्चों को प्रकृति के विभिन्न तत्वों के बीच के संबंध से अवगत कराना।  वर्ण की परिभाषा व वर्ण-विच्छेद के नियमों से अवगत कराना। दिए गए विषय पर विज्ञापन निर्माण करवाना।	काव्य की तरह अन्य काव्य खोजबीन के लिए देना तथा 'बढ़े चलो' कविता लिखवाना।  शब्द देकर वर्ण-विच्छेद व वर्ण संयोजन करवाना। विभिन्न उत्पादों का आकर्षक विज्ञापन निर्माण करवाना।
6	September	25	व्याकरण- कारक  <b>पुनरावर्तन</b>	परिभाषा व कारक के भेदों को उदाहरण द्वारा स्पष्ट करना।  अभ्यास पत्रक द्वारा अभ्यास करवाना।	ऐसे वाक्य बनाने देना जिनमें कारक-चिह्न ने, से, ने, के लिए, को, की आदि आए हों।  संबंधित अभ्यास पत्रक देकर अभ्यास कराना।
7	October	12	पाठ- ८ सत्रिया और बिहू नृत्य (निबंध)  व्याकरण-विशेषण,  क्रिया लेखन- पत्र लेखन  संवाद लेखन	पाठ द्वारा असम की संस्कृति, परंपरा और लोक कला की विशेषताओं से अवगत कराना।  परिभाषा व विशेषण के भेदों को उदाहरण द्वारा स्पष्ट करना। परिभाषा व क्रिया के भेदों से अवगत कराना। औपचारिक पत्र का प्रारूप समझाकर विषय से संबंधित अभ्यास कराना। दिए गए विषय पर संवाद लेखन करवाना।	अपने क्षेत्र के किसी लोक नृत्य का वर्णन करवाना।  दिए गए वाक्यों का उचित विशेषण से मिलान करवाना। दिए गए वाक्यों में क्रिया छांटकर लिखना। विषय से संबंधित लेखन कार्य करवाना।  विषय से संबंधित लेखन कार्य करवाना।

8	November	22	पाठ- ९ मैया मैं नहीं माखन खायो (पद) पाठ-१० परीक्षा (कहानी)  व्याकरण-विलोम शब्द  व्याकरण- वाक्य  लेखन- अनुच्छेद लेखन	इस पद के द्वारा कृष्ण और यशोदा के चरित्र की विशेषताओं की पहचान व उनसे अवगत कराना। पाठ के द्वारा नैतिक गुणों जैसे दयालुता, साहस और कर्तव्य निष्ठा जैसे गुणों से अवगत कराना। परिभाषा व उदाहरणों द्वारा विलोम शब्दों का अभ्यास कराना। वाक्य की परिभाषा व भेदों से अवगत कराना।  दिए गए विषय पर अनुच्छेद लेखन लिखवाना।	छात्र कृष्ण की बाल-लीलाओं को कक्षा में बारी-बारी से सुनाएँगे। किसी भी एक पद के लिए विज्ञापन तैयार कराना। शब्द देकर विलोम शब्द लिखवाना।  वाक्य में से उद्देश्य-विधेय छाँटकर लिखना।  विषय पर आधारित अनुच्छेद लेखन करवाना।
9	December	25	पाठ-११ चेतक की वीरता (कविता) पाठ-१२ हिंद महासागर में छोटा-सा हिंदुस्तान व्याकरण- क्रियाविशेषण  लेखन- विज्ञापन लेखन	चेतक और महाराणा प्रताप के चरित्र की विशेषताओं से अवगत करवाना। पाठ द्वारा मारीशस में बसे भारतीय समुदाय और परंपराओं से अवगत कराना। क्रियाविशेषण की परिभाषा को समझाकर भेदों से अवगत कराना। दिए गए विषय पर विज्ञापन निर्माण करवाना।	'महाराणा प्रताप' विषय पर अनुच्छेद लिखवाना। मानचित्र में देशों की पहचान कराना तथा उनके नाम लिखवाना। क्रियाविशेषण भेदों के उदाहरण सहित चार्ट बनवाना। विभिन्न उत्पादों का आकर्षक विज्ञापन निर्माण करवाना।
10	January	17	व्याकरण-अशुद्ध शब्दों व वाक्यों का संशोधन लेखन- चित्र वर्णन पाठ- १३ पेड़ की बात	दिए गए वाक्यों में अशुद्ध शब्दों का संशोधन कर लिखवाना। चित्र से संबंधित अपने विचारों को लिखकर प्रकट करना। पाठ द्वारा बीज से पेड़ बनने की कहानी से अवगत कराना।	वाक्यों व शब्दों को शुद्ध करके लिखवाना।  चित्र देकर उससे संबंधित वर्णन करवाना। 'जगदीशचंद्र बसु'- एक विलक्षण और संवेदनशील वैज्ञानिक विषय पर जानकारी एकत्र कर लिखवाना।
11	February	23	<b>पुनरावर्तन</b>	अभ्यास पत्रक द्वारा पुनरावर्तन	संबंधित अभ्यास पत्रक देकर अभ्यास कराना।

Name of the Teacher's : *Sumanti Pandey / Soni Tiwari*



TAPOVAN INTERNATIONAL SCHOOL  
YEARLY SYLLABUS 2025-26

SUBJECT: SANSKRIT

Class: VI

Sr.No	Month	No.of Working Days	No. & Name of the Chapter / Lesson	Content / Sub Topics	Activities
1	April	22	१ वयं वर्णमालां पठामः शरीरस्य अङ्गानि	स्वर, व्यञ्जन का परिचय शब्दकोषः	➤ स्वर तथा व्यञ्जन का ज्ञान । ➤ छात्र संस्कृत के व्यावहारिक शब्दों का ज्ञान प्राप्त कर सकेंगे ।
2	June	23	२. एषः कः ? एषा का ? एतत् किम् ?	पुंल्लिङ्गः, स्त्रीलिङ्गः, नपुंसकलिङ्गः	➤ छात्र कक्षा में ऐसे दूसरे पुंल्लिङ्गः, स्त्रीलिङ्गः और नपुंसकलिङ्गः शब्दों के बारे में चर्चा करें।
3	July	26	क्रियापदानि सर्वनामप्रयोगः	एकवचनम्, द्विवचनम्, बहुवचनम्	➤ छात्र कक्षा में ऐसे दूसरे क्रियापदानि के बारे में चर्चा करें।
4	August	18	३ अहं च त्वं च	शब्दरूपाणि प्रथमपुरुषः, मध्यमपुरुषः, उत्तमपुरुषः	➤ छात्र कक्षा में ऐसे दूसरे शब्दों के बारे में चर्चा करें। और छात्र शब्दरूपाणि का चार्ट तैयार करें।

5	September	25	अस्माभिः अधीतम	सर्वनामप्रयोगः	➤ छात्र कक्षा में ऐसे दुसरे सर्वनाम शब्दो के बारे में चर्चा करे।
6	October	12	४ अहं प्रातः उत्तिष्ठामि	संख्यावाचकशब्दाः	➤ छात्र कक्षा में शिष्टाचार के विषय के बारे में चर्चा करे। ➤ छात्र संख्यावाचकशब्दाः का चार्ट तैयार करे।
7	November	22	५ शूराः वयं धीराः वयम	तद् , एतद् , अस्मद् , युष्मद्	➤ छात्र कक्षा में भारत के विविध वीरपुरुषो कि जानकारी प्राप्त करके चर्चा करे।
8	December	25	६ सः एव महान चित्रकारः	वर्णे , पुष्पाणि	➤ छात्र कक्षा में ऐसे ही दूसरे वर्ण और पुष्प के बारे में चर्चा करे।
9	January	17	अव्ययप्रयोगः	अव्ययपदानि	➤ छात्र अव्ययप्रयोगः का चार्ट तैयार करे।
10	February	23	अस्माभिः अधीतम		

Name of the Teacher :Mrs. Nilam Patel



**TAPOVAN INTERNATIONAL SCHOOL**  
**YEARLY SYLLABUS 2025-26**

**SUBJECT: ARTIFICIAL INTELLIGENCE (AI)**

**Class: VI**

Sr. No	Month	Working Days	No. & Name of the Chapter	Content / Sub Topics	Activities
1	April	22	CH-1 Computer and Computer Languages	<ul style="list-style-type: none"> <li>✚ Different Kinds of Computers</li> <li>✚ What is a Program</li> <li>✚ Language Processors</li> <li>✚ How computer can understand our instructions</li> <li>✚ Computer languages</li> <li>✚ Advantages and Disadvantages of processors</li> </ul>	<ul style="list-style-type: none"> <li>➤ To know about the different Languages of computer and Language Processors.</li> </ul>
			CH-2 MS Excel 2016:Advanced Features	<ul style="list-style-type: none"> <li>✚ Features of MS Excel</li> <li>✚ Selecting cells in a Spreadsheet</li> <li>✚ Calculations in Excel</li> <li>✚ Components of a worksheet</li> <li>✚ How to Insert or Delete Rows and Columns</li> <li>✚ Formatting worksheet</li> </ul>	<ul style="list-style-type: none"> <li>➤ Practical based on MS Excel 2016.</li> <li>➤ To know about more features of MS Excel 2016.</li> </ul>
2	June	23	CH-3 MS PowerPoint 2016: Advanced Features	<ul style="list-style-type: none"> <li>✚ Working on Tables in PowerPoint</li> <li>✚ Using Charts in PowerPoint</li> <li>✚ Formatting a table with table tools</li> <li>✚ Formatting the Chart</li> </ul>	<ul style="list-style-type: none"> <li>➤ To know about the MS PowerPoint 2016 for creating presentation.</li> <li>➤ Practical based on MS PowerPoint 2016.</li> </ul>
3	July	26	CH-4 More on Windows 10	<ul style="list-style-type: none"> <li>✚ About Windows 10</li> <li>✚ Disk cleanup</li> <li>✚ How to display two windows side by side</li> <li>✚ More features of Windows 10</li> </ul>	<ul style="list-style-type: none"> <li>➤ To know about the features of Windows 10.</li> </ul>
			CH-5 MS Word 2016:Advanced Features	<ul style="list-style-type: none"> <li>✚ Uses of MS Word</li> <li>✚ Headers and Footers</li> <li>✚ Special Characters</li> <li>✚ Features of MS Word</li> <li>✚ Endnote and Footnote</li> </ul>	<ul style="list-style-type: none"> <li>➤ Practical based on MS Word 2016.</li> </ul>

4	August	18	CH-6 Files and Types	<ul style="list-style-type: none"> <li>✚ File management in computer</li> <li>✚ Moving or copying data between storage devices</li> <li>✚ Sorting and grouping files</li> <li>✚ Moving and copying data from one drive to another</li> <li>✚ Searching files and folders, File types</li> </ul>	➤ Practical based on File Management.
5	September	25	CH-7 Introduction to Adobe Flash	<ul style="list-style-type: none"> <li>✚ Launch Flash, Timeline Panel</li> <li>✚ Saving A Flash File, Flash Workspace</li> <li>✚ Using Frame By Frame Technique To Animate</li> </ul>	➤ Practical based on Adobe Flash.
6	October	12	CH-8 Artificial Intelligence	<ul style="list-style-type: none"> <li>✚ What is Artificial Intelligence</li> <li>✚ Why do we need AI</li> <li>✚ Application of AI, Future of AI</li> <li>✚ Application of Robots</li> <li>✚ History of AI, Types of AI</li> <li>✚ Ethical challenges of AI, Robotics and Robots</li> </ul>	<ul style="list-style-type: none"> <li>➤ To know about the Artificial Intelligence.</li> <li>➤ Application of AI and Robots.</li> </ul>
7	November	22	CH-9 Technologies in 21 <sup>st</sup> Century	<ul style="list-style-type: none"> <li>✚ Internet of things</li> <li>✚ Features of Google Drive</li> <li>✚ E Commerce, Cloud storage, Podcasting</li> <li>✚ Advantages and disadvantages of e-commerce</li> </ul>	➤ To know about the different Technologies
			CH-10 Cyber Safety	<ul style="list-style-type: none"> <li>✚ What is cyber safety, Cyber threats</li> <li>✚ Netiquette, Safety steps while using Internet</li> <li>✚ Cyber security</li> </ul>	➤ To know about cyber safety, Cyber threats and Safety steps while using Internet.
8	December	25	CH-11 Introduction to HTML	<ul style="list-style-type: none"> <li>✚ What is HTML</li> <li>✚ HTML Structure</li> <li>✚ How to write HTML program</li> </ul>	<ul style="list-style-type: none"> <li>➤ To know about HTML Structure.</li> <li>➤ Practical based on HTML.</li> </ul>
9	January	17	Ch-12 Mobile Operating Systems	<ul style="list-style-type: none"> <li>✚ Operating systems</li> <li>✚ Types of mobile OS</li> <li>✚ Apple Ios, Mobile OS</li> <li>✚ Google Android, Other mobile OS</li> </ul>	➤ To know about the Mobile Operating System.
10	February	23	<b>Revision for Exam</b>		
11	March	10			

**Name of the Teacher: Ms. Harini Parmar**





**TAPOVAN INTERNATIONAL SCHOOL**  
**REVISED YEARLY SYLLABUS 2025-26**

SUBJECT: V.S.

Class: VI

Sr. No.	Month	No. of Working Days	No. & Name of the Chapter / Lesson	Content / Sub Topics	Activities
1	April	22	<ul style="list-style-type: none"><li>• Still Life- Object p.g.- 11</li><li>• Still Life- Object p.g.- 12</li><li>• Still Life Object- p.g.-13</li><li>• Nature Study- Rose</li></ul>	<ul style="list-style-type: none"><li>• Pencil Shading</li><li>• Colour the picture using oil pastel colours</li></ul>	<ul style="list-style-type: none"><li>• Pencil shading</li></ul>
3.	June	23	<ul style="list-style-type: none"><li>• Body Parts- Hand Study</li><li>• Body Parts- Head Study</li><li>• Body Parts- Legs and Ankles Study</li><li>• Still Life- Object p.g.-14</li></ul>	<ul style="list-style-type: none"><li>• Pencil shading</li><li>• Drawing and pencil shading</li><li>• Pencil shading</li></ul>	<ul style="list-style-type: none"><li>• Shading</li><li>• Colouring</li><li>• Drawing</li></ul>
4.	July	26	<ul style="list-style-type: none"><li>• Traditional Indian Art- Madhubani</li><li>• Traditional Indian Art- Warli</li><li>• Life Study- Animals</li><li>• Nature Study- Hibiscus</li><li>• Stil Life- Decorative Pots</li><li>• Still Life- Objects p.g.-16</li></ul>	<ul style="list-style-type: none"><li>• Colouring and patterning</li><li>• Drawing, Colouring and patterning</li><li>• Drawing and shading by using pencil</li><li>• Poster colouring and patterning</li></ul>	<ul style="list-style-type: none"><li>• Drawing</li><li>• Colouring</li><li>• Shading</li><li>• Patterning</li></ul>
5.	August	18	<ul style="list-style-type: none"><li>• Life Study- Bird p.g.-24</li><li>• Nature Study- Lily</li><li>• Nature Study- Texture Impression</li><li>• Vegetable Painting</li><li>• Decorative Art- 1</li></ul>	<ul style="list-style-type: none"><li>• Colouring and shading using Gel pen and soft pencil</li><li>• Texture impression using crayons</li><li>• Colour pencil shading</li><li>• Craft activity using paper plate</li></ul>	<ul style="list-style-type: none"><li>• Colouring</li><li>• Shading</li><li>• Leaf rubbing</li></ul>
6.	September	25	<ul style="list-style-type: none"><li>• Life Study- Birds p.g.-25</li><li>• Decorative Art- Garba</li><li>• Nature Study- Sunflower</li><li>• Nature Study- Tree p.g.-38</li><li>• Scenery- 1</li><li>• Silhouette Painting- 1</li></ul>	<ul style="list-style-type: none"><li>• Poster Making</li><li>• Shading using pencil colour and gel pen</li><li>• Colour using poster colour</li><li>• Colour impression using newspaper and poster colour</li></ul>	<ul style="list-style-type: none"><li>• Drawing</li><li>• Colouring</li><li>• Shading</li><li>• Pasting</li></ul>

				<ul style="list-style-type: none"> <li>• Sticker pasting and wash colour technique</li> </ul>	
7.	October	12	<ul style="list-style-type: none"> <li>• Festival- Deepavali</li> <li>• Lampshade</li> <li>• Nature study-Tree p.g.-37</li> <li>• Scenery- 3</li> </ul>	<ul style="list-style-type: none"> <li>• Colouring using water colour and glitter pen</li> <li>• Paper model</li> <li>• Ink pen and handmade sheet crafting</li> </ul>	<ul style="list-style-type: none"> <li>• Colouring</li> <li>• Craft- Lampshade</li> <li>• Line art and pasting</li> <li>• Cutting</li> </ul>
8.	November	22	<ul style="list-style-type: none"> <li>• Life Study- 1</li> <li>• Life Study- 3</li> <li>• Decorative Art- 2</li> <li>• Nature Study- Tree p.g.-39</li> <li>• Decorative Art Bhangra</li> </ul>	<ul style="list-style-type: none"> <li>• Sketching</li> <li>• Pencil shading</li> <li>• Colouring through folding paper</li> <li>• Poster colouring and buttons pasting</li> <li>• Colouring- wet-on-wet</li> </ul>	<ul style="list-style-type: none"> <li>• Sketching</li> <li>• Shading</li> <li>• Colouring</li> <li>• Pasting</li> </ul>
9.	December	25	<ul style="list-style-type: none"> <li>• Festival- Christmas</li> <li>• Nature Study- Lotus</li> <li>• Life Study- 2</li> <li>• Decorative Art- 3</li> <li>• Nature Study- Tree p.g.- 40</li> <li>• Scenery- 2</li> </ul>	<ul style="list-style-type: none"> <li>• Colouring</li> <li>• Colour using ink pen technique</li> <li>• Poster colour and oil pastel coloring</li> <li>• Textile design</li> <li>• Brush stroke</li> <li>• Coloured gel pen shading</li> </ul>	<ul style="list-style-type: none"> <li>• Colouring</li> <li>• Patterning</li> <li>• Shading</li> </ul>
10	January	17	<ul style="list-style-type: none"> <li>• Body Proportion</li> <li>• Portrait</li> <li>• Meet The Artist</li> <li>• Decorative Art- 4</li> <li>• Decorative Art- 5</li> </ul>	<ul style="list-style-type: none"> <li>• Draw human figure by measure</li> <li>• Crayon colouring</li> <li>• Vincent Van Gogh</li> <li>• Collage making</li> <li>• Sandpaper activity</li> </ul>	<ul style="list-style-type: none"> <li>• Drawing</li> <li>• Colouring</li> <li>• Blow colour using straw</li> </ul>
11	February March	23 10	<ul style="list-style-type: none"> <li>• Festival- Holi</li> <li>• Fruit Composition</li> <li>• Decorative Art- 6</li> <li>• Assessment</li> </ul>	<ul style="list-style-type: none"> <li>• Colour using water colour</li> <li>• Colour using poster colour</li> <li>• Oil pastel colouring and sticker pasting</li> </ul>	<ul style="list-style-type: none"> <li>• Colouring</li> <li>• pasting</li> </ul>

Name of the Teacher: Komal Akolkar