



**TAPOVAN INTERNATIONAL SCHOOL  
YEARLY SYLLABUS 2025-26**

**SUBJECT: ENGLISH**

**Class: VIII**

Sr.No	Month	No.of Working Days	No. & Name of the Chapter / Lesson	Content / Sub Topics	Activities
1	April	22	<p><b><u>Honeydew Textbook</u></b></p> <p>Ch:1The Best Christmas Present in the World</p> <p><b><u>Poem:</u></b> The Ant and the Cricket</p> <p><b><u>It So Happened S.R:</u></b> Ch:1How the Camel got his Hump</p> <p><b><u>Grammar:</u></b></p> <p>1. Sentences and Phrases 2. Nouns and Pronouns</p> <p><b><u>Writing:</u></b> Letter Writing (informal)</p>	<ul style="list-style-type: none"> <li>- Understands the value of peace, brotherhood, and the importance of compassion and empathy.</li> <li>- Introduction of the poets, their work, theme of the poems and appreciation of poetic writing skills.</li> <li>- Enhance language skills through reading of the story, vocabulary, and writing.</li> <li>- Identification of sentence parts, using punctuation, and writing different types of sentences.</li> <li>-Explanation of Nouns and Pronouns</li> <li>- Students will learn format and usage of Informal letter.</li> </ul>	<p>The students will write about the best gift they have received.</p> <p>They will narrate the poem in the form of story with different ending.</p> <p>Discussion on Folk Tale.</p> <p><i>Solving of Exercises of sentences in Worksheet.</i></p> <p>Making Flowchart of different kinds of Nouns with examples.</p>
2	June	23	<p><b><u>Honeydew Textbook</u></b></p> <p>Ch:2 The Tsunami</p> <p><b><u>Poem</u></b> Geography Lesson</p> <p><b><u>It So Happened S.R:</u></b> Ch:2 Children at work</p> <p><b><u>Grammar</u></b></p>	<ul style="list-style-type: none"> <li>- Interpretation of natural calamities and its disaster.</li> <li>- Students will be able to appreciate the poet's writing skills and comprehend the message conveyed in the poem.</li> <li>- Discussion about the Child labour issues and challenges.</li> <li>- Articles and Determiners will be explained.</li> </ul>	<ul style="list-style-type: none"> <li>-Making collage of Tsunami affected areas.</li> <li>-Discussion based on poem's theme.</li> <li>-Making PPT on child labour</li> <li>-Solving exercises given in worksheet</li> <li>-Letter Writing Practice on different topics.</li> </ul>

			4. Articles and Determiners  <u><b>Writing:</b></u> Letter Writing (formal)	- Students will learn format and usage of formal letter.	
3	July	26	<u><b>Honeydew Textbook</b></u> Ch:3 Glimpses of the Past Ch:4 Bipin Chodhary's Lapse of Memory  <u><b>Poem</b></u> The Last Bargain  <u><b>It So Happened S.R:</b></u> Ch:3 The Selfish Giant  <u><b>Grammar</b></u> Tenses  <u><b>Writing</b></u> Notice Writing	- Students will understand the British East India Company's rise to power in India, the social issues of the time, and the events leading to India's struggle for independence.  - Understanding the story and using it as a comprehensive tool.  - Understanding the central idea of the poem.  - Explanation of tenses and its changes while framing sentences.  - Students will be able to understand the feeling of being selfless for evaluation of their understanding.  - Learning the correct format of writing Notices	-Students will create timelines of historical events  -Discussion on the impact of memory loss on oneself.  - Character Analysis  - Table of Tenses  <i>-Conduction of Listening Task.</i>
4	August	18	<u><b>Honeydew Textbook</b></u>  <u><b>Poem</b></u> The School Boy  <u><b>It So Happened S.R:</b></u> Ch:4 The Treasure within  <u><b>Grammar</b></u> Active and Passive Voice	- Understanding the poem and the devices used in framing the poem.  - Explanation of the chapter in lieu to the concept of the true treasure in life.  - Understanding of the two voices and how to interchange them from active to passive and vice versa.	-Students will share their views on school life.  - Students will be asked to write a paragraph on 'My favourite vocation'.  -Solve exercise given in worksheet

5	September	25	<b><u>Honeydew Textbook</u></b> Ch:5 The Summit Within  <b><u>Grammar</u></b> Conjunctions Subject- Verb Agreement	-Understanding the correct use of forms of Verbs and how to use them with different singular and plural subjects.  - Understanding Subject-Verb Agreement and its usage in sentences.	<i>- Conduct of J.A.M session to develop spontaneity and fluency in speaking.</i>  -Making flow chart of types of conjunction -Solving exercise in worksheet
6	October	12	<b><u>Honeydew Textbook</u></b> Ch:6 This is Jody's Fawn  <b><u>It So Happened S.R:</u></b> Ch:5 The Princess September  <b><u>Writing</u></b> Diary Writing	- Students will admire the writing skills of the author and learn to share their experiences by story writing and article writing.  - Importance of animal love will be explained along with developing their comprehensive skills. - Learning of Diary Entry on various topics.	-Students will be asked to speak/write the story in their own words with different ending.  -Students will write paragraph on their favourite pet.  -Practice diary writing
7	November	22	<b><u>Honeydew Textbook</u></b> Ch: 7 A Visit to Cambridge  <b><u>It So Happened S.R:</u></b> Ch:6 The fight  <b><u>Grammar</u></b> Prepositions and their correct use  <b><u>Writing:</u></b> Newspaper Report Writing	- Students will learn to draw character sketches of various characters from the literature content, by denoting their personality traits.  - Explanation of the topic in reference to the consequences of fights.  -Students will be able learn the use of different preposition  -Explanation of the format of Report writing.	-Role play of characters for display of content understanding and depicting the character skillfully.  -Character analysis of Suraj and Ranji  -Preposition based activities  -Discussion on how to develop writing skill. <i>-Listening task</i>

8	December	25	<p><b><u>Honeydew Textbook</u></b> Ch:8 A Short Monsoon Diary</p> <p><b><u>It So Happened S.R:</u></b> Ch:8 Jalebis</p> <p><b><u>Grammar</u></b> Direct Indirect Speech Modals</p> <p><b><u>Writing</u></b> Story Writing</p>	<p>- Enhancing comprehension, appreciation of nature, and language skills, while also fostering imagination and the ability to connect ideas and events.</p> <p>- Explanation of the story in context to the Indian style of writing stories.</p> <p>- Understanding the rules of direct and indirect speech and how to transform one to another with help of examples and exercises in the text book.</p> <p>- Understanding Modals and their usage in completing and joining sentences.</p> <p>- Using story writing tips of plotting, sub-plotting, with coherence, cohesive, narrative and interactive modes</p>	<p>-Discussion on Diary Writing</p> <p>-Conduction of Debate in classroom for developing answering and questioning Skills.</p> <p>-Table of Rules of Direct and Indirect</p> <p>-Developing story using outlines.</p>
9	January	17	<p><b><u>Poem</u></b> On the Grasshopper and Cricket</p> <p><b><u>It So Happened S.R:</u></b> Ch:8 Ancient Education system of India</p>	<p>- Importance of moral education in the life by offering the story</p> <p>- Discussion about the ancient education of our country.</p>	<p>-Character analysis</p> <p>-Compare and contrast the modern and ancient education system of India.</p>
10	February	23	<b>Revision for Final Exam</b>	Revision as per the planning	
11	March	10			

**Name of the Teacher: Sapana Sharma**



# TAPOVAN INTERNATIONAL SCHOOL

## YEARLY SYLLABUS 2025-26

SUBJECT: MATHEMATICS

CLASS: VIII

Sr. No.	Month	No. of Working Days	No. & Name of the Chapter / Lesson	Content / Sub Topics	Activities
1	April	22	1. Rational numbers  2. Linear equations in one variable.	<ul style="list-style-type: none"> <li>➤ Introduction (Concept of Natural and Whole numbers, Integers)</li> <li>➤ Introduction to Rational Numbers, definition &amp; their properties.</li> <li>➤ Operations of Rational Numbers</li> <li>➤ Introduction</li> <li>➤ Solving equations, which have linear expressions on one side and number on the other side and applications.</li> <li>➤ Solving equations having variable on both sides and some applications.</li> </ul>	<p><b>Activity:</b> Making of flow chart for the properties of rational Number.</p> <ul style="list-style-type: none"> <li>➤ Practice Worksheet will be provided</li> <li>➤ Practice Worksheet will be provided</li> </ul>
3	June	23	3. Understanding quadrilaterals  4. Data Handling	<ul style="list-style-type: none"> <li>➤ Introduction</li> <li>➤ Polygons and classification of polygons.</li> <li>➤ Angle sum property and exterior angle property.</li> <li>➤ Quadrilaterals, kinds of Quadrilaterals and their properties.</li> <li>➤ Introduction and recalling pictographs, bar graphs, double bar graphs and pie charts.</li> <li>➤ Organizing data and making of frequency distribution table.</li> <li>➤ Grouping Data</li> <li>➤ Drawing and reading of bar graphs</li> <li>➤ Chance and probability</li> </ul>	<p><b>Activity:</b></p> <ul style="list-style-type: none"> <li>❖ To make a Kite and Rhombus by paper folding and cutting.</li> <li>❖ To verify that the sum of measures of interior angles of a quadrilateral is <math>360^\circ</math>.</li> <li>❖ Drawing a Pie chart of the activities of a child during a day.</li> <li>➤ Practice Worksheet will be provided</li> </ul>

3	July	26	5. Square and square root  6.Cube and cube roots	<ul style="list-style-type: none"> <li>➤ Introduction</li> <li>➤ Properties of square numbers and patterns.</li> <li>➤ Finding squares and square roots by both the methods.</li> <li>➤ Introduction</li> <li>➤ Finding cube and cube root of a given number through prime factorization.</li> </ul>	<ul style="list-style-type: none"> <li>➤ Practice Worksheet will be provided</li> <li>➤ Practice Worksheet will be provided</li> </ul>
4	August	18	7.Comparing quantities	<ul style="list-style-type: none"> <li>➤ Recalling Ratios &amp; percentage</li> <li>➤ Finding the increase or decrease percent, finding cost price, selling price, profit%, loss%, Compound interest and its applications.</li> </ul>	<ul style="list-style-type: none"> <li>➤ Practice Worksheet will be provided</li> </ul>
5	September	25		Revision for midterm exam.	<ul style="list-style-type: none"> <li>➤ Revision sheet will be provided</li> </ul>
6	October	12	8. Algebraic expressions and identities	<ul style="list-style-type: none"> <li>➤ Introduction</li> <li>➤ Addition and subtraction of algebraic expressions.</li> <li>➤ Multiplication of algebraic expressions.</li> <li>➤ Standard Identities</li> </ul>	<p><b><u>Activity:</u></b></p> <ul style="list-style-type: none"> <li>❖ To verify identities:</li> <li>❖ <math>(a+b)^2=a^2+2ab+b^2</math> and <math>(a-b)^2=a^2-2ab+b^2</math> by paper cutting.</li> <li>❖ Practice Worksheet will be provided</li> </ul>
7	November	22	9. Mensuration	<ul style="list-style-type: none"> <li>➤ Introduction and recalling perimeter and area.</li> <li>➤ Area of different quadrilaterals, Trapezium, Parallelogram and Rhombus.</li> <li>➤ Surface area of cube, cuboid and cylinder.</li> <li>➤ Volume of cube, cuboid and cylinder</li> </ul>	<p><b><u>Activity:</u></b></p> <ul style="list-style-type: none"> <li>❖ To verify the formula of surface area of a cuboid.</li> <li>❖ To make cuboids and cubes of given dimension by joining unit cubes and to calculate the volume of each.</li> <li>➤ Practice Worksheet will be provided</li> </ul>

8	December	25	10.Exponents and Powers  11.Direct and Inverse Proportion	<ul style="list-style-type: none"> <li>➤ Introduction</li> <li>➤ Laws of exponents.</li> <li>➤ Use of exponents to express very small numbers and very large numbers.</li> <li>➤ Conversion of numbers into Standard form as well as usual form.</li> <li>➤ Introduction</li> <li>➤ Direct proportion.</li> <li>➤ Inverse proportion</li> </ul>	<ul style="list-style-type: none"> <li>➤ Practice Worksheet will be provided</li> </ul>
9	January	17	12. Factorization	<ul style="list-style-type: none"> <li>➤ Factors of algebraic expressions. Factorization by taking common, by regrouping terms,</li> <li>➤ Factorization by identities. Division of a polynomial by monomial and binomial.</li> </ul>	<ul style="list-style-type: none"> <li>➤ Practice Worksheet will be provided</li> </ul>
10	February	23	13. Introduction to graphs  Revision	<ul style="list-style-type: none"> <li>➤ Introduction and the purpose of graphical presentation.</li> <li>➤ Reading of line graph.</li> <li>➤ Drawing of line graph.</li> <li>➤ Location of point, Concept of quadrants and coordinates.</li> <li>➤ Applications of line graphs.</li> </ul>	<ul style="list-style-type: none"> <li>❖ To locate given points on graph paper.</li> <li>❖ Practice Worksheet will be provided</li> </ul>
11	March	10	Final Exams		<ul style="list-style-type: none"> <li>➤ Revision sheet will be provided</li> </ul>

Note: Worksheets will be allotted through workbook provided.

Name of the Teacher: Mr. Sushil Vyas

Ms. Usha Sharma

Mr. Nitesh Soni



**TAPOVAN INTERNATIONAL SCHOOL**  
**YEARLY SYLLABUS 2025- 26**

**SUBJECT: SCIENCE**

**Class: VIII**

Sr.No	Month	Working Days	No. & Name of the Chapter	Content / Sub Topics	Activities
1	April	22	1. Crop Production and Management  2. Microorganism : Friend and Foe	Agricultures Practices, Preparation of soil, Sowing, Adding Manure and Fertilizers, Irrigation, Protection from weeds, Harvesting, Storage, Food from Animals.  Microorganisms, Where do Microorganisms Live?, Microorganisms and Us, Harmful Microorganisms, food Preservation, Nitrogen Fixation, Nitrogen cycle	Visit to our school campus(observation of drip irrigation system)  To observe specimen of types of microorganisms – Bacteria, Algae, Protozoa, Fungi etc.
3	June	23	3. Coal and Petroleum  4. Combustion and flame	Coal, Petroleum, Natural Gas, Some Natural Resources are Limited  Combustion, Types of combustion, Flame, structure of flame, Fuel, Harmful effects of fuel burning.	To understand destructive distillation of coal and petroleum refinery by video presentation. To show air supports combustion through different flames.
4	July	26	5. Conservation of Plants and Animals  8. Force and Pressure  Revision for PT -1 exam	Conservation of Plants and Animals, Consequences of deforestation, Conservation of forest and wildlife, Biosphere Reserve, Flora and Fauna, endemic Species, Wildlife Sanctuary, National Park, Red Data Book, Migration, Recycling of Paper.  Forces, Forces are due to an Interaction, Exploring Forces; Effect of force on an Object, Contacts - Non Contacts Forces, Pressure- exerted by Liquids and Gases, Atmospheric Press.	Finding of endangered species (from Newspaper or magazine) and write in note book or any such information regarding plants and animals  Demonstration of types of forces. Using various objects. Pressure exerted by Liquids.



5	August	18	9. Friction	Force of friction, Factors affecting Friction, Friction : A necessary Evil, Increasing and Reducing Friction, wheels Reduce Friction, Fluid friction	Demo of Friction, book, wooden block etc. Wheels reduce Friction.
6	September	25	6. Reproduction in animals 7. Reaching the age of Adolescence Revision for mid-term exam,	Sexual reproduction and endocrine system in animals, secondary sexual characters, reproductive health; internal and external fertilization. Adolescence and puberty, changes, other hormones, Sexual and asexual reproduction.	Observation on eggs, young ones, life cycles through videos or photos. Making of a balanced diet chart for the proper growth of an adolescent.
7	October	12	10. Sound	Various types of sound; sources of sound; cause & medium of sound; frequency; sound as pleasant & unpleasant and steps need to minimize noise.	Demonstrating of different types of sound. Demonstrating the cause of sound using musical instruments.
8	November	22	11. Chemical effects of electric current	Chemical effects of current, Liquid conductivity, Electroplating.	To understand conductivity in various liquids. To demonstrate the process of electrolysis.
9	December	25	12. Some natural phenomena Revision for PT -2 exam	Like charges repel and unlike charges attract each other. Earthquake is caused by a disturbance deep inside the earth's crust.	To show that charged body attracts small pieces of paper towards it.
10	January	17	13. Light	Laws of reflection, types of reflection, relation of eye and light, visually challenged person	Exploring laws of reflection using light To study the images formed by plane mirrors placed at different distances.
11	February	23	Revision for final exam		
12	March	10	Exam		

Name of the Teacher: Mr. Sushil Vyas



**TAPOVAN INTERNATIONAL SCHOOL**  
**YEARLY SYLLABUS 2025-26**

**SUBJECT: SOCIAL SCIENCE**

**Class:VIII**

Sr.No.	Month	No.of Working Days	No. & Name of the Chapter / Lesson	Content / Sub Topics	Activities
1	April	22	<u>Chapter- 2</u> From Trade to Territories  <u>Chapter- 1</u> Resources  <u>Civics: Lesson 1</u> The Indian Constitution	How Colonial Rule started and established in India and decline of Mughal power Expansion of the East India Company rule. British administration & control.  What is a resource and types of resources. Conservation of resources and sustainable development  What is a Constitution? Importance of a Constitution. Key features of the Indian Constitution.	Role Play  1.Flow chart 2. Drawbacks of “RAT HOLE MINING”.  Write the Preamble of Indian Constitution. Make a list of constitutional amendments
2	June	23	<u>Chapter-2</u> Land, Soil, Water, Natural Vegetation & Wildlife Resources.  <u>Chapter-3.</u> Ruling the Countryside	To learn the systematic way of using the different resources and promote afforestation.  Extension of the company's powers and adoption of the various policies for the peasants. The “Blue Rebellion” and the after effects.	Comic Strips related to the movie LAGAN

<b>3</b>	<b>July</b>	<b>25</b>	<p><u>Chapter- 3</u> Why do we Need a Parliament And making of laws</p> <p>Chapter-4 Tribals, Dikusand the Vision of a Golden Age</p>	<p>Meaning and formation of parliament. How national &amp; regional parties are formed? The role of the parliament as law making body. Equality before Law Popular and unpopular laws. Our involvement in making, accepting and adhering to laws</p> <p>To know the tribals of India during British rule. The effect of Colonial rule on tribal lives. Vision of BirsaMunda&amp; the first tribal revolt.</p>	<p>Role Model</p> <p>.</p> <p>Comic strip series featuring Birsa Munda As a superhero. Title :”Birsa Munda “:Tribal Avenger.</p>
<b>4</b>	<b>August</b>	<b>18</b>	<u>Chapter-5</u> <u>Judiciary</u>	<p>Role of Judiciary. What is independent Judiciary? The structure of courts in India. The appellate system in India. “Justice delayed is justice denied.</p>	<p>. Mock Trial “Profile of field work agencies to reduce crimes.”</p>
<b>5</b>	<b>September</b>	<b>25</b>		Revision	
<b>6</b>	<b>October</b>	<b>12</b>	<p><u>Chapter-5</u> When people Rebel?</p> <p>Chapter-3 Agriculture</p>	<p>.</p> <p>The first revolt of 1857. Reasons and consequences of the revolt.</p> <p>To know three types of activities.Farming system and various types of farming.</p> <p>.</p>	<p>Map work: Crops grown on different regions in India.</p>

7	November	22	<p>Chapter-7 Confronting Marginalisation</p> <p><u>Chapter-7</u> Civilizing the Native , educating the Nation</p>	<p>Meaning of Marginalization, Invoking fundamental rights, laws for marginalized people, Protecting the rights of adivaces and Dalits.</p> <p>To understand what implication education had on the life of students. Training and civilizing Indian students with British education.</p>	Debate: English Language has Enslaved Indians.
8	December	25	<p><u>Chapter-10</u> Law and Social Justice.</p> <p>Chapter-4 Industries</p>	<p>. Explain Concept of consumer and producer in market. Exploitation of consumer. Enforcement of safety laws</p> <p>. Industries are backbone of the economy of the country.Classification of Industries. Increasing population is boon or curse as per Human Resource</p>	.Flow Chart
9	January	17	<p><u>Chapter-6</u> <u>Human Resources</u></p> <p><u>Chapter-9</u> The making of National Movement :1870 to 1947</p>	<p>People as nation's greatest resource. Distribution of pattern of population. Factors affecting population distribution. Importance of Human Resource Development in the country.</p> <p>.Emergence of nationalism. Rising of Moderates &amp; Extremist. Various revolutions through non-violence. Role of Gandhiji. Arrival of Gandhiji in India Movements initiated by Gandhiji and support of people nationwide. Exit of Britishers.</p>	<p>. Analyze the Age – Sex Pyramid of India, Japan, and Kenya.</p> <p><b>Top Slogans of Freedom Fighters</b></p> <p>Make a list of important Slogans of Freedom Fighters.</p>
10	February	23		Revision	..
11	March	10			



## TAPOVAN INTERNATIONAL SCHOOL

### YEARLY SYLLABUS 2025-26

SUBJECT: GUJARATI

Class: VIII

Sr.No	Month	No.of Working Days	No. & Name of the Chapter / Lesson	Content / Sub Topics	Activities
1	April	22	સ્વર, વ્યંજન, બારાખડી  સમાનાર્થી શબ્દો	સ્વર, વ્યંજન અને બારાખડીનું ફરીથી જ્ઞાન. સમાનાર્થી શબ્દોની સમજ	બાળકો સ્વર, વ્યંજન અને બારાખડીનું ઉચ્ચારણ કરે. બાળકો સમાનાર્થી શબ્દોનું ઉચ્ચારણ કરે.
2	June	23	૧. પર્વત તારા  ૨. વાર્તા રે વાર્તા	બાળકોને કુદરતી અંશોની સાચી સમજ. ઉચ્ચારણ વિષયક સજ્જતા: ‘સ’ અને ‘શ’  બાળકો સમજે કે સાચા દિલથી પસ્તાવો કરવાથી માફી મળે જ છે.	બાળકો કુદરતી અંશો વિશે ગહન ચર્ચા કરે.  બાળકો સ અને શ વાળા શબ્દોનું ઉચ્ચારણ કરે. બાળકો પાઠ આધારિત અન્ય વાર્તાઓ વર્ગખંડમાં સંભળાવે.

3	July	26	૨. વાર્તા રે વાર્તા  ૩. ચોમાસામાં સૃષ્ટિસૌંદર્ય	સંજ્ઞા અને તેના વિવિધ પ્રકારોનું જ્ઞાન. નામપદ વિશે સમજ.  વર્ષાઋતુનું મહત્વ	વિદ્યાર્થીઓ સંજ્ઞા વિશેના ઉદાહરણો સમજીને વર્ગખંડમાં રજૂ કરશે અને વાક્યો બનાવશે. વિદ્યાર્થીઓ નામપદ વિશેના ઉદાહરણો સમજીને વર્ગખંડમાં રજૂ કરશે. બાળકો ‘ચોમાસામાં સૃષ્ટિસૌંદર્ય’ વિશે વાંચી વર્ષાઋતુનું ચિત્ર બનાવી તેના વિશે સાત-આઠ વાક્યો લખશે.
4.	August	18	૩. ચોમાસામાં સૃષ્ટિસૌંદર્ય	વિશેષણ અને ક્રિયાવિશેષણનું જ્ઞાન.	વિદ્યાર્થીઓ વિશેષણ અને ક્રિયાવિશેષણ વિશેના ઉદાહરણો સમજીને વર્ગખંડમાં રજૂ કરશે.
5	September	25	૪. દ્રષ્ટિ પારની સૃષ્ટિ પુનરાવર્તન	અંતરિક્ષ વિશેનું જ્ઞાન. પુનરાવર્તન કરાવવું.	વિદ્યાર્થીઓ અંતરિક્ષ અને ગ્રહો વિશે માહિતી આપી ગહન ચર્ચા કરે.
6	October	12	૪. દ્રષ્ટિ પારની સૃષ્ટિ	અઘરા શબ્દોની સમજ.  વિરામચિહ્નોની સમજ	વિદ્યાર્થીઓ અઘરા શબ્દોના અર્થ સમજે અને વાક્ય પ્રયોગ કરે. વિદ્યાર્થીઓ વિરામચિહ્નોના ઉદાહરણો વર્ગખંડમાં રજૂ કરે.
7	November	22	૪. દ્રષ્ટિ પારની સૃષ્ટિ  પ.જય જય ગરવી ગુજરાત	ક્રિયાની સમજ.  ગુજરાતનું મહત્વ સમજે.	વિદ્યાર્થીઓ કાળ આધારીત ક્રિયાના ઉદાહરણો બોલે. વિદ્યાર્થીઓ ગુજરાતનાં વિવિધ તીર્થસ્થાનો અને નદીઓ વિશે માહિતી આપી ગહન ચર્ચા કરે.

8	December	25	પ.જય જય ગરવી ગુજરાત	બે શબ્દો પરથી વાક્ય બનાવવાની સમજ.	વિદ્યાર્થીઓ બે શબ્દો પરથી વાક્ય બનાવવાની રીત સમજે અને વર્ગખંડમાં બોલે.
9	January	17	પ.જય જય ગરવી ગુજરાત ટ.રામ રાખે તેમ રહીએ	અઘરા શબ્દોની સમજ. ભગવાન જે પરિસ્થિતિમાં રાખે તેમાં પ્રેમથી રહેવું તેની સમજ.	વિદ્યાર્થીઓ અઘરા શબ્દોના અર્થ સમજે અને વાક્ય પ્રયોગ કરે. વિદ્યાર્થીઓ મીરાબાઈ વિશે પાંચ-છવાક્યો બોલે.
10	February	23	પુનરાવર્તન	પુનરાવર્તન કરાવવું.	
11	March	10			

Name of the Teacher :Ms.Dhruti Vyas



**TAPOVAN INTERNATIONAL SCHOOL**  
**YEARLY SYLLABUS 2025-26**

**SUBJECT: HINDI**

**Class: VIII – R / B / G**

Sr.No.	Month	No.of Working Days	No. & Name of the Chapter / Lesson	Content / Sub Topics	Activities
1	April	22	<p>पठन कार्य एवं श्रुतलेख।</p> <p>पाठ-1 लाख की चूड़ियाँ (गद्य)</p> <p>व्याकरण- वर्ण-विच्छेद, वर्ण संयोजन, अनुस्वार, अनुनासिक, नुक्ता</p> <p>संक्षिप्त बुद्धचरित- अध्याय - १ आरंभिक जीवन</p> <p>लेखन - अनुच्छेद लेखन</p>	<p>शुद्ध उच्चारण के साथ पठन एवं श्रुतलेख के द्वारा मात्राओं की अशुद्धियों का संशोधन। ग्रामीण परिवेश में लघु उद्योग तथा बदलू के जीवन की कथा के द्वारा उसके व्यक्तित्व की विशेष जानकारी।</p> <p>वर्ण-विच्छेद के नियमों को समझना तथा उच्चारण के द्वारा अनुस्वार, अनुनासिक तथा नुक्ता के प्रयोग की व्याख्या।</p> <p>बुद्ध के जन्म के बारे में जानकारी देना। पुस्तक की रचना के कारण को समझना।</p> <p>अनुच्छेद लेखन के द्वारा भाषा कौशलता का विकास।</p>	<p>संयुक्ताक्षर वाले शब्दों के चित्रों को देखकर उसका नाम लिखेंगे।</p> <p>'आधुनिक जीवन में मशीनी युग का प्रभाव' विषय पर कक्षा में परिचर्चा व लेखन-कार्य।</p> <p>वर्ण-विच्छेद एवं वर्ण संयोजन का अभ्यास कार्य करेंगे</p> <p>बच्चों द्वारा अतिलघुत्तरीय प्रश्नों का निर्माण करवाकर उत्तर लिखवाना।</p> <p>विभिन्न विषयों पर अनुच्छेद लेखन का कार्य।</p>
2	June	23	<p>पाठ-2 बस की यात्रा (गद्य)</p> <p>पाठ-3 दीवानों की हस्ती (पद्य)</p> <p>व्याकरण- समास</p> <p>लेखन - ई - मेल लेखन</p> <p>संक्षिप्त बुद्धचरित - अध्याय- २ अभिनिष्क्रमण</p> <p>अपठित गद्यांश</p>	<p>वर्तमान समय में यातायात व्यवस्था पर व्यंग्यात्मक लेख।</p> <p>जीवन को सकारात्मक सोच के साथ जीने की प्रेरणा तथा उमंग, मौज एवं मस्ती के सहारे सफलता का मार्ग चुनना।</p> <p>समास की परिभाषा एवं भेदों की जानकारी देना।</p> <p>ई - मेल लेखन का प्रारूप , प्रकार एवं उपयोगिता को समझना।</p> <p>पाठ वाचन द्वारा छात्रों को सिद्धार्थ का निर्माण के विषय में प्रेरणा प्राप्त होने की विषय-वस्तु को जानकारी देकर प्रश्नोत्तर लिखवाना।</p> <p>अपठित गद्यांश के द्वारा भाषा विकास।</p>	<p>'रोचक यात्रा वृत्तांत' विषय पर सामूहिक चर्चा।</p> <p>कविता का सस्वर गायन।</p> <p>अभ्यासकार्य द्वारा समस्त पद बनाना एवं समास विग्रह करना।</p> <p>औपचारिक ई-मेल लेखन का अभ्यास कार्य।</p> <p>सिद्धार्थ के निर्माण की जानकारी चित्र के माध्यम से एकत्रित करेंगे।</p> <p>अपठित गद्यांश पर आधारित प्रश्नोत्तर का अभ्यास कार्य।</p>
3	July	26	<p>पाठ-4 भगवान के डाकिए (पद्य)</p> <p>पाठ-5 क्या निराश हुआ जाए</p>	<p>प्रकृति के संदेश को भगवान के डाकिए की तरह समझना तथा एकता का भाव प्रदर्शित करना।</p> <p>देश में व्याप्त वर्तमान समस्याओं की जानकारी देना।</p>	<p>कविता के प्रति अभिरुचि पैदा करते हुए सस्वर गायन करेंगे।</p> <p>आपके सपनों का भारत विषय पर संवाद लिखेंगे।</p>



			<p>संक्षिप्त बुद्धचरित- अध्याय ३ - ज्ञानप्राप्ति</p> <p>लेखन - विज्ञापन निर्माण।</p> <p>संवाद लेखन।</p>	<p>सिद्धार्थ के बुद्धत्व प्राप्ति की प्रतिज्ञा की जानकारी देना।</p> <p>विज्ञापन लेखन के नियम एवं विशेषताओं की जानकारी देना।</p> <p>विभिन्न विषयों पर संवाद लेखन का अभ्यास।</p>	<p>सिद्धार्थ के मोक्ष प्राप्ति की जानकारी सचित्र एकत्रित करेंगे।</p> <p>विभिन्न उत्पादों का आकर्षक विज्ञापन निर्माण करना।</p> <p>कक्षा में मौखिक संवाद प्रस्तुत करेंगे।</p>
4	August	18	<p>पाठ-6 यह सबसे कठिन समय नहीं (पद्य)</p> <p>पाठ-7 कबीर की साखियाँ (पद्य)</p> <p>व्याकरण - मुहावरे</p> <p>विराम चिह्न</p>	<p>समय के महत्व को समझाना तथा प्रयत्न के द्वारा जीवन में हर दुविधा को पार करने की प्रेरणा देना।</p> <p>साखियों के माध्यम से जीवन के नैतिक मूल्यों को समझाना।</p> <p>मुहावरों का अर्थ समझाकर वाक्य प्रयोग करवाना।</p> <p>विराम चिह्नों की जानकारी तथा उचित स्थानों पर प्रयोग।</p>	<p>परणास्पद व्यक्ति का चरित्र चित्रण करेंगे।</p> <p>कबीर की साखियों का सस्वर गायन।</p> <p>मुहावरों पर आधारित अभ्यासकार्य।</p> <p>वाक्यों में विराम चिह्नों का प्रयोग। (लेखन कौशल परीक्षण एवं मूल्यांकन )</p>
5	September	25	<p>पुनरावर्तन कार्य</p> <p>पाठ-8 सुदामा चरित (पद्य)</p> <p>पाठ-9 जहाँ पहिया है</p>	<p>पुनरावर्तन कार्य</p> <p>कृष्ण एवं सुदामा की मित्रता का वर्णन करना। कवि की जीवनी से बच्चों को अवगत करवाना।</p> <p>पुडुकोटटई की महिलाओं के साइकिल आंदोलन द्वारा सामाजिक रुढ़ियों को तोड़ने की परंपरा पर विशेष जानकारी देना।</p>	<p>श्रवण कौशल परीक्षण एवं मूल्यांकन)</p> <p>पुनरावर्तन कार्य</p> <p>कृष्ण और सुदामा की मित्रता के आधार पर 'सच्ची मित्रता' विषय पर अनुच्छेद लिखेंगे।</p> <p>'नारी सशक्तिकरण' पर अनुच्छेद लिखेंगे।</p>
6	October	12	<p>पाठ-10 अकबरी लोटा</p> <p>व्याकरण- उपसर्ग, प्रत्यय</p> <p>संक्षिप्त बुद्धचरित- अध्याय ४- धर्मचक्र प्रवर्तन</p>	<p>छात्रों को हास्य रस से परिचित करवाना।</p> <p>ऐतिहासिक चीजों का महत्व तथा अंगजों की मानसिकता पर व्यंग्य को बताना।</p> <p>प्रत्यय तथा उपसर्ग की परिभाषा एवं समुचित व्याख्या।</p> <p>सिद्धार्थ का प्रथम उपदेश समझाना।</p>	<p>'अकबरी लोटा' पाठ पढ़कर दो मित्रों के बीच हास्य रस पर संवाद लिखेंगे।</p> <p>प्रत्यय तथा उपसर्गों द्वारा शब्द निर्माण का कार्य करेंगे।</p> <p>सिद्धार्थ के दिए उपदेश के बारे में विशेष जानकारी देना।</p>
7	November	22	<p>पाठ-11 सूरदास के पद (पद्य)</p> <p>पाठ- 12 पानी की कहानी</p> <p>व्याकरण- वाक्य रचना (अर्थ के आधार पर)</p> <p>पठन कौशल परीक्षण एवं मूल्यांकन</p>	<p>सूरदास के जीवनी से छात्रों को परिचित करवाना।</p> <p>जल-चक्र की प्रक्रिया को कहानी के द्वारा रोचक ढंग से समझाना।</p> <p>वाक्य के भेदों को बताना तथा वाक्य रूपांतरण का अभ्यास करवाना।</p>	<p>कृष्ण की बाल-लीलाओं का वर्णन करना। दोहों का सस्वर गायन।</p> <p>अपनी कल्पना से कोई एक कहानी लिखेंगे। (लेखन कौशल परीक्षण एवं मूल्यांकन )</p> <p>वाक्यों के नियमों को बताकर अभ्यास कार्य करवाना।</p>

8	December	25	पाठ- 17 बाज और साँप (गद्य)  लेखन - औपचारिक पत्र  संक्षिप्त बुद्धचरित- अध्याय ५- महापरिनिर्वाण	कहानी के द्वारा बच्चों में सकारात्मक सोच के साथ-साथ लक्ष्य को प्राप्त करने, दृढ़ निश्चयी तथा मेहनती बनने की प्रेरणा देना। औपचारिक पत्र का प्रारूप समझाना और लिखवाना। सिद्धार्थ के अंतिम उपदेश की जानकारी देना।	कल्पनाशीलता के आधार पर मौखिक रूप से स्वनिर्मित कहानी की चर्चा करना।  विभिन्न विषयों पर पत्र लेखन का अभ्यास करवाना। संसार के कल्याण हेतु सभी धर्मोपदेशों को दुहराने के लिए भिक्षुओं का आनंद से निवेदन करना।
9	January	17	व्याकरण -स्वर संधि  लेखन- अनुच्छेद लेखन	संधि की परिभाषा तथा स्वर के मेल से होने वाले परिवर्तन को विस्तारपूर्वक समझाना।  अनुच्छेद लेखन के द्वारा भाषा कौशलता का विकास।	अभ्यास प्रपत्रिका द्वारा स्वर संधि के भेदों को चार्ट पेपर में बनाकर कक्षा में लगाना।  विभिन्न विषयों पर अनुच्छेद लेखन का कार्य।
10	February	23	पुनरावर्तन कार्य	पुनरावर्तन कार्य	पुनरावर्तन कार्य
11	March	10	वार्षिक परीक्षा	वार्षिक परीक्षा	वार्षिक परीक्षा

Name of the Teacher : MAYAKUMARI SHARMA



**TAPOVAN INTERNATIONAL SCHOOL**  
**YEARLY SYLLABUS 2025-26**

**SUBJECT: SANSKRIT**

**Class:VIII**

Sr.No	Month	No.of Working Days	No. & Name of the Chapter / Lesson	Content / Sub Topics	Activities
1	April	22	संस्कृतवर्णपरिचयः सम्बन्धवाचकशब्दाः	स्वर, व्यञ्जन का परिचय शब्दकोषः	➤ स्वर तथा व्यञ्जन का ज्ञान। ➤ छात्र संस्कृत के व्यावहारिक शब्दों का ज्ञान प्राप्त कर सकेंगे।
2	June	23	१. सुभाषितानि क्रियापदानि	शब्दरूपाणि वर्तमानकाल की क्रियाओं का ज्ञान।	➤ छात्र कक्षा में ऐसे दुसरी सुभाषितानि के बारे में चर्चा करें। ➤ शब्दरूपाणि के बारे में चर्चा करें। और वर्तमानकाल के प्रथमपुरुष के तीनों वचनों का ज्ञान प्राप्त कर सकेंगे।
3	July	26	२. बिलस्यवाणी न कदापि मे श्रुता	अव्ययप्रयोगः	➤ छात्र कक्षा में ऐसे ही दूसरी कहानी प्रस्तुत करें। ➤ छात्र कक्षा में ऐसे दुसरे अव्ययप्रयोगः शब्द के बारे में चर्चा करें।
4	August	18	३. डिजीभारतम्	संख्यावाचकशब्दाः	➤ छात्र कक्षा में डिजिटलइण्डिया के मूल भाव को प्रस्तुत करें ।

5	September	25	अस्माभिः अधीतम्		
6	October	12	संख्यावाचकशब्दाः	शब्दकोषः	➤ छात्र कक्षा में संख्यावाचकशब्दाः के बारे में चर्चा करे।
7	November	22	४. सदैव पुरतो निधेहि चरणम्	लेट-विधिलिङ-प्रयोगः	➤ छात्र कक्षा में ऐसे ही दूसरी जागरण तथा कर्मठता का सन्देश देनेवाली कविता प्रस्तुत करे।
8	December	25	५. कण्टकेनैव कण्टकम्	ऋकारान्त-स्त्रीलिङ्गः	➤ छात्र कक्षा में ऐसे ही दूसरी कथाएँ प्रस्तुत करे।
9	January	17	६. गृहं शून्यं सुतां विना	उपसर्गः च प्रत्यय	➤ छात्र पाठ का नाट्य रूपान्तर करके कक्षा में प्रस्तुत करे। ➤ छात्र उपसर्गः च प्रत्यय का चार्ट तैयार करे।
10	February	23	अस्माभिः अधीतम्	धातुरूपाणि	

Name of the Teacher : Mrs. Nilam Patel



**TAPOVAN INTERNATIONAL SCHOOL**  
**REVISED YEARLY SYLLABUS 2025-26**

SUBJECT: V.S.

Class: VIII

Sr. No.	Month	No. of Working Days	No. & Name of the Chapter / Lesson	Content / Sub Topics	Activities
1	April	22	<ul style="list-style-type: none"><li>Decorative Art Mehndi Design</li><li>Patterns in sketch book</li><li>Designing Patterns- 1</li><li>Floral Art</li></ul>	<ul style="list-style-type: none"><li>Design using sketch pen</li><li>Draw different illusion patterns</li><li>World Red Cross Day- patterning</li><li>Nib pen ink colouring</li></ul>	<ul style="list-style-type: none"><li>Patterning</li><li>Drawing</li></ul>
2.	June	23	<ul style="list-style-type: none"><li>Pencil Shading</li><li>Designing Patterns- 2</li><li>Meet The Artist</li><li>Negative- Positive Effect-1</li></ul>	<ul style="list-style-type: none"><li>Shading using 4B/6B pencils</li><li>Motif art draw using pen</li><li>Artist- Jamini Roy</li><li>Line art</li></ul>	<ul style="list-style-type: none"><li>Shading</li><li>Drawing</li></ul>
3.	July	26	<ul style="list-style-type: none"><li>Negative Positive Effect- 2</li><li>Common Wealth Day</li><li>Decorative Art- Scenery</li><li>Story Board</li><li>Craft Activity-1 (Fish)</li></ul>	<ul style="list-style-type: none"><li>Poster colouring</li><li>Water colouring</li><li>Tearing and pasting</li><li>Drawing and pencil colouring</li><li>Paper plate activity</li></ul>	<ul style="list-style-type: none"><li>Drawing</li><li>Colouring</li><li>Cutting</li><li>pasting</li></ul>
4.	August	18	<ul style="list-style-type: none"><li>International Friendship Day</li><li>Mix Media Art- 1</li><li>Peacock Scenery</li><li>Paper Model</li></ul>	<ul style="list-style-type: none"><li>Water colouring</li><li>Poster colouring</li><li>Colouring and glitter pen patterning</li></ul>	<ul style="list-style-type: none"><li>Colouring</li><li>Patterning</li></ul>
5.	September	25	<ul style="list-style-type: none"><li>World Literacy Day</li><li>Craft Activity-2 (Ladybird)</li><li>Decorative Art- Madhubani</li><li>Mix Media Art- 2</li></ul>	<ul style="list-style-type: none"><li>Oil pastel colouring</li><li>Make ladybug using paper plate and earbug</li><li>Poster colouring and sketch pen designing</li><li>Colouring and spray painting</li></ul>	<ul style="list-style-type: none"><li>Colouring</li><li>Shading</li><li>Cutting</li><li>Pasting</li><li>Spray painting</li></ul>

6.	October	12	<ul style="list-style-type: none"> <li>• Decorative Art- Paper Collage</li> <li>• Nature Drawing- Landscape</li> <li>• Portrait- 1</li> <li>• Canvas Painting</li> </ul>	<ul style="list-style-type: none"> <li>• Shading and magazine paper pasting</li> <li>• Oil pastel colouring</li> <li>• Crayon colouring</li> <li>• Poster colouring</li> <li>• Abstract</li> </ul>	<ul style="list-style-type: none"> <li>• Shading</li> <li>• Cutting and pasting</li> <li>• Colouring</li> <li>• Dabbing</li> </ul>
7.	November	22	<ul style="list-style-type: none"> <li>• Dancing Figure- 1</li> <li>• Dancing Figure- 2</li> <li>• Decorative Art- Objects</li> <li>• Portrait- 2</li> <li>• Illustration Painting</li> </ul>	<ul style="list-style-type: none"> <li>• Nib painting</li> <li>• Water colouring</li> <li>• Oil pastel colouring</li> <li>• Water colouring</li> </ul>	<ul style="list-style-type: none"> <li>• Colouring</li> </ul>
8.	December	25	<ul style="list-style-type: none"> <li>• Dancing Figure- 3</li> <li>• Portrait- 3</li> <li>• Decorative Art- Flower Garden</li> <li>• Clay Modelling</li> </ul>	<ul style="list-style-type: none"> <li>• Poster Colouring</li> <li>• Charcoal pencil shading</li> <li>• Colour using fan brush</li> <li>• Make 3D objects</li> </ul>	<ul style="list-style-type: none"> <li>• Colouring</li> <li>• Clay modelling</li> </ul>
9.	January	17	<ul style="list-style-type: none"> <li>• Decorative Art- Mixed Collage</li> <li>• Negative Positive Effect- 3</li> <li>• Illusion Art</li> <li>• Tie &amp; Dye</li> </ul>	<ul style="list-style-type: none"> <li>• Create collage using crepe paper and earbugs</li> <li>• Pencil colouring</li> <li>• Create illusion painting using felt pen</li> <li>• Tie-dying Art on fabric</li> </ul>	<ul style="list-style-type: none"> <li>• Colouring</li> <li>• Tearing</li> <li>• Pasting</li> <li>• Drawing</li> <li>• Tie-dying art</li> </ul>
10.	February March	23 10	<ul style="list-style-type: none"> <li>• Explore Yourself- 1</li> <li>• Explore Yourself- 2</li> <li>• Assessment</li> </ul>	<ul style="list-style-type: none"> <li>• Pencil shading</li> <li>• Colouring</li> </ul>	<ul style="list-style-type: none"> <li>• Shading</li> <li>• Colouring</li> </ul>

Name of the Teacher: Komal Akolkar

































**TAPOVAN INTERNATIONAL SCHOOL**  
**YEARLY SYLLABUS 2025-26**

**SUBJECT: ARTIFICIAL INTELLIGENCE (AI)**

**Class: VIII**

Sr.No	Month	Working Days	No. & Name of the Chapter	Content / Sub Topics	Activities
1	April	22	Ch-1 Computer Networking	<ul style="list-style-type: none"> <li>✚ What do Computer networks do</li> <li>✚ Advantages of Computer networks</li> <li>✚ Types of Computer networks</li> <li>✚ Components of a Computer network</li> <li>✚ Devices required for a network</li> <li>✚ Wireless networks</li> </ul>	➤ To know about the Types of Computer networks with the help of PPT and Images.
			Ch-2 Technologies In 21 <sup>st</sup> Century	<ul style="list-style-type: none"> <li>✚ Virtual reality</li> <li>✚ Augmented Reality</li> <li>✚ Robotic Process Automation</li> <li>✚ Uses of VR simulator, 3D Printing</li> <li>✚ Uses of RPA in various sectors</li> </ul>	➤ To know about the Technologies In 21 <sup>st</sup> Century.
2	June	23	Ch-3 Introduction to Database and DBMS	<ul style="list-style-type: none"> <li>✚ Database Management System</li> <li>✚ Applications of DBMS</li> <li>✚ What is MS Access</li> <li>✚ Advantages and Disadvantages of MS Access</li> <li>✚ Creating A blank database</li> <li>✚ Tables–Building Blocks of a Database</li> </ul>	<ul style="list-style-type: none"> <li>➤ To know about the MS Access and applications of DBMS.</li> <li>➤ Practical based on Database and DBMS.</li> </ul>
3	July	26	Ch-4 Advanced Database and DBMS	<ul style="list-style-type: none"> <li>✚ Editing tables in MS Access</li> <li>✚ About sorting and filtering</li> <li>✚ Creating a Query in a database</li> <li>✚ Additional formatting options</li> <li>✚ Advanced filtering in data sheet</li> </ul>	<ul style="list-style-type: none"> <li>➤ To prepare database using class data,</li> <li>➤ Create a Query, Form &amp; Report.</li> <li>➤ Practical based on DBMS.</li> </ul>
4	August	18	Ch-5 GIMP	<ul style="list-style-type: none"> <li>✚ What is GIMP, Installing GIMP</li> <li>✚ GIMP Windows</li> <li>✚ Common tasks in GIMP</li> <li>✚ Enhancing Photos</li> <li>✚ Removing Unwanted objects</li> </ul>	<ul style="list-style-type: none"> <li>➤ To know about the GIMP.</li> <li>➤ Different types of tools and apply it on photos.</li> </ul>

5	September	25	Ch-6 Learn to use Adobe Flash	 Launch Flash, Symbols  Import Graphics  Animation in Flash  Working with Layers  Rotating, Skewing and Flipping  Masking, Flash Workspace  Document Properties  Saving a Flash file, Motion Tweening  Shape Tween Animation  Motion Guide, Export a Movie	<p>➤ To know about the Adobe Flash.</p> <p>➤ How we can apply Animation on an image and an object.</p>
6	October	12	Ch-7 Advanced Python	 Python Data types  Python Programs  Operators in Python	<p>➤ Practical based on Advanced Python.</p>
7	November	22	Ch-8 Artificial Intelligence and Robotics	 Turing test, What is intelligence  AI, ML, and DL  Neural Network  Implementation of AI in Technologies  Applications of AI in different fields  Robots, Benefits and Risks of AI	<p>➤ To know about the Artificial Intelligence and Robotics.</p> <p>➤ Implementation of AI in Technologies.</p>
8	December	25	Ch-9 Introduction to Java and BlueJ	 Computer programs  Object-Oriented programming  Creating a Java program  Introduction to BlueJ  Introduction to Java  Compiling and running a Java program	<p>➤ To know about Java and BlueJ.</p> <p>➤ How to make programs using them.</p> <p>➤ Practical based on Java and BlueJ.</p>
9	January	17	Ch-10 Cloud Computing	 Why use cloud computing  Disadvantages to cloud computing  Steps for uploading files on drive  Advantages of Cloud computing  What is a web app	<p>➤ To know about Cloud Computing.</p> <p>➤ How to Upload files on Drive.</p>
10	February	23	<b>Revision for Final Exam</b>		
11	March	10			

**Name of the Teacher: Ms. Keerty Chauhan**